

Technical sheet

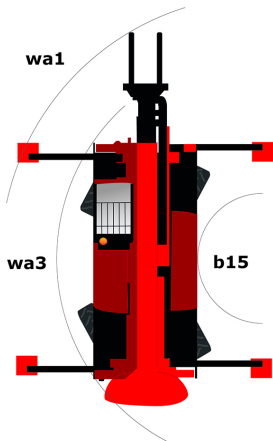
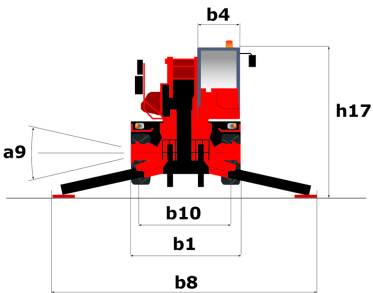
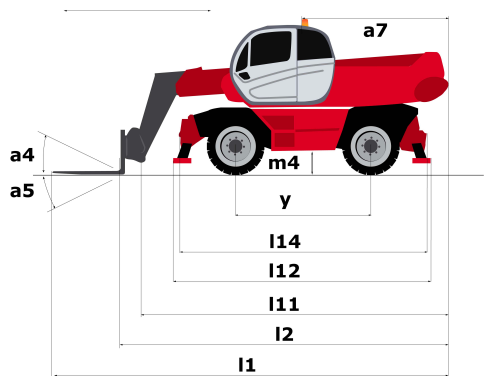
# **MRT 1840 EASY T4 75KW S1 400**

Rotating Telehandlers

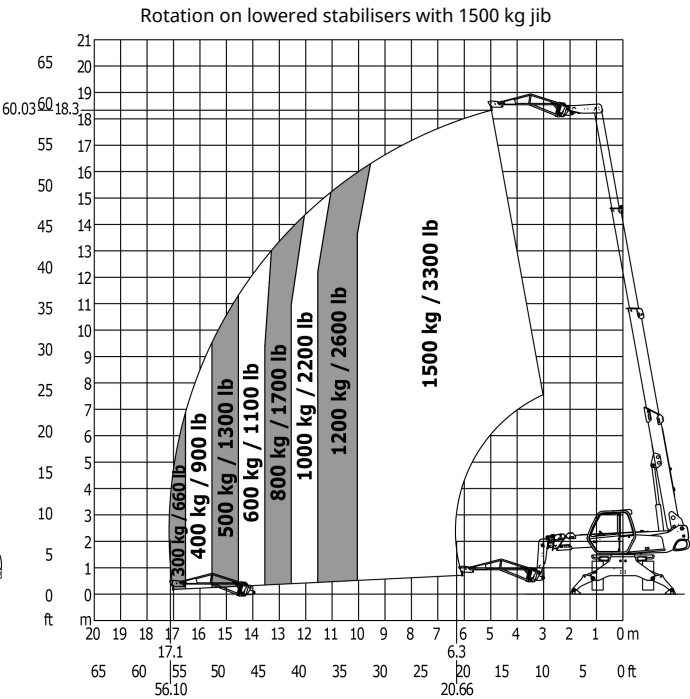
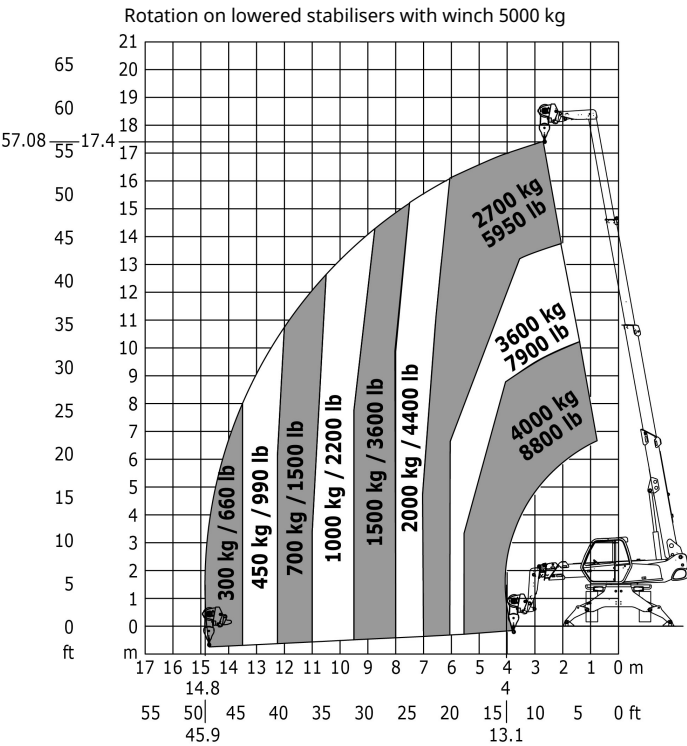
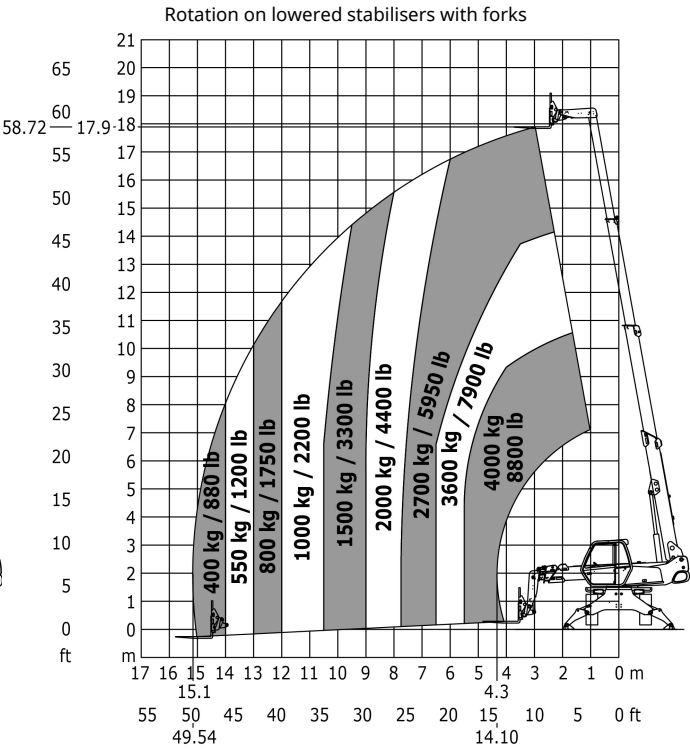
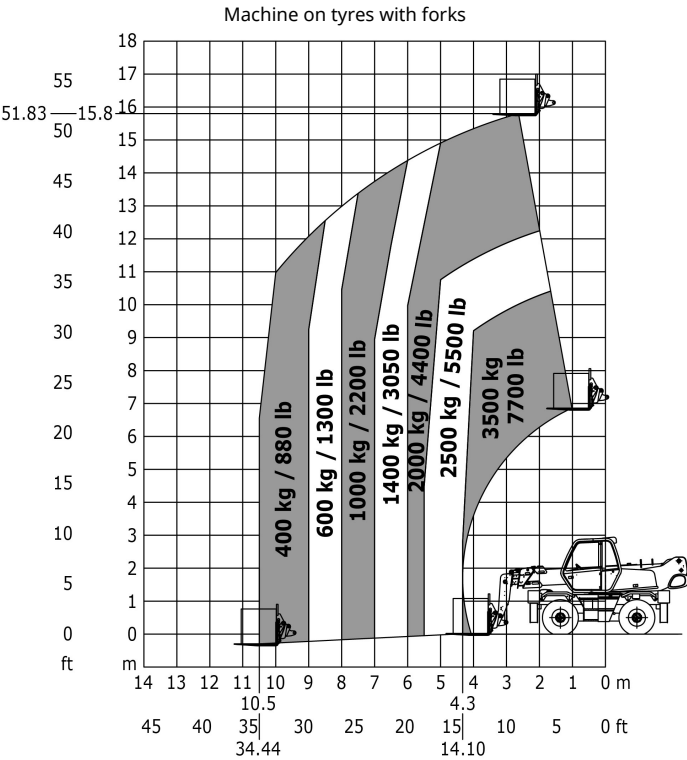


Capacities
Max. capacity
Max. lift height
Max. reach
Dimensions
l2 - Length to fork heel
l1 - Overall length
b1 - Overall machine width
b7 - Overall width with stabilisers extended
h17 - Overall height
Wa3 - - Frame outer turning radius
m4 - Machine ground clearance
a4 - Tilt-up angle
a5 - Tilt-down angle
Standard tyres
Standard forks
Weight
Stabilisers
Type
Controls
Engine
Brand
Environmental standards
Power
Max. torque
Number of cylinders - Capacity
Injection
Cooling
Transmission
Type
Drawbar pull
Parking brake
Service brake
Hydraulics
Type of pump
Hydraulic flow rate
Pressure
Tank capacities
Hydraulic oil
Fuel
AdBlue Diesel Exhaust Fluid (DEF)
Noise & vibration
Noise at driving position (LpA)
Noise to environment (LwA)
Vibration on hands/arms

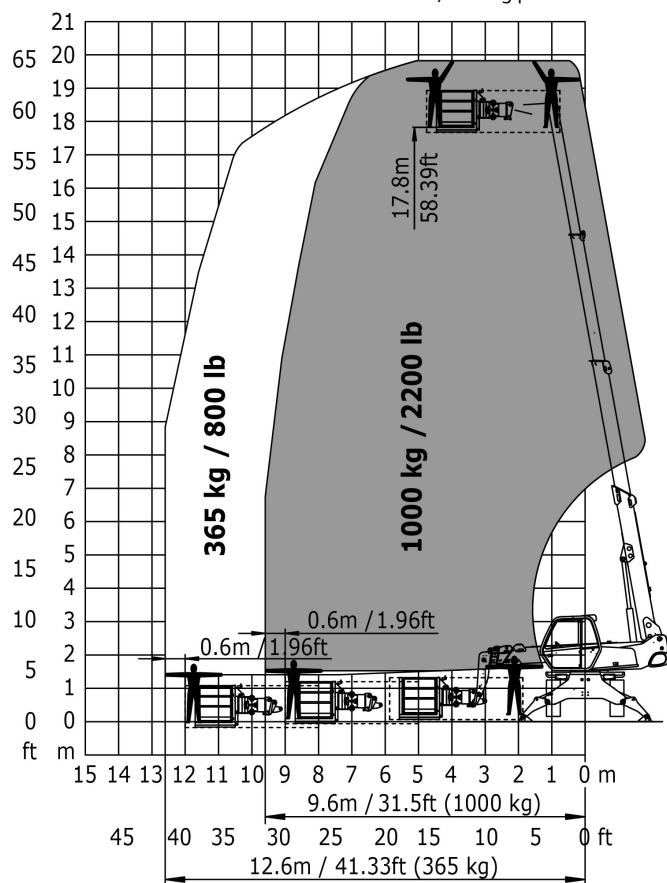
Metric
4000 kg
17.90 m
15.10 m
5.54 m
6.74 m
2.40 m
3.98 m
2.97 m
3.90 m
0.34 m
12 °
105 °
Pneumatic
1200x150x50
13670 kg
Wing Type
Individual or Simultaneous
Perkins
854 E-E 34 TA
102 hp / 75 kW
430 Nm at 1200 rpm
4 - 3400 cm³
Direct
by Water
Hydrostatic
8600 daN
Automatic negative parking brake
Hydraulic
Gear pump
115 l/min
270 bar
150 l
130 l
19 l
79.70 dB(A)
104 dB(A)
<2.50 m/s²



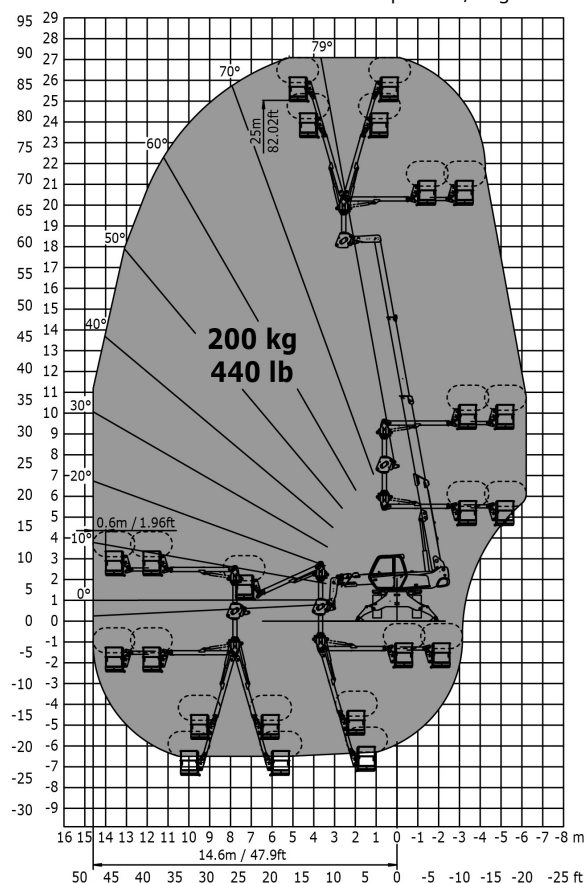
Other data	Metric
l12 - Overall length at stabilisers	4.13 m
b7 - Overall width with stabilisers extended	3.98 m
b4 - Overall cab width	0.95 m
l14 - Length of frame	4.35 m
y - Wheelbase	2.32 m
a4 - Tilt-up angle	12 °
a5 - Tilt-down angle	105 °
a7 - Counterweight offset (turret at 90°)	2.49 m
b10 - Front wheel gauge (middle of wheels)	1.93 m
b11 - Rear wheel gauge (middle of wheels)	1.93 m
Wa1 - Outer turning radius (with forks)	3.90 m
b15- Inside turning radius	1.30 m




Rotation on lowered stabilisers with 365/1000 kg platform



Rotation on lowered stabilisers with 3D positive / negative





Siège Social  
430 rue de l'Aubinière - 44150 Ancenis Cedex - France  
Tel: +33(0)2 40 09 10 11 - Fax: +33 (0)2 40 09 10 97  
[www.manitou.com](http://www.manitou.com)



This brochure describes versions and configuration options for Manitou products which may be fitted with different equipment. The equipment described in this brochure may be standard, optional or not available depending on version. Manitou reserves the right to change the specifications shown and described at any time and without prior warning. The manufacturer is not liable for the specifications given. For more information, contact your Manitou dealer. Non-contractual document. Product descriptions may differ from actual products. List of specifications is not comprehensive. The logos and visual identity of the company are the property of Manitou and may not be used without authorisation. All rights reserved. The photos and diagrams contained in this brochure are provided for information only.

MANITOU BF SA - Limited company with board of directors - Share capital: 39,547,824 euros - 857 802 508 RCS Nantes