



352 UHD

Hydraulic Excavator

Technical Specifications

Configurations and features may vary by region. Please consult your Cat® dealer for availability in your area.

Table of Contents

Specifications	2
Engine	2
Engine rpm	2
Swing Mechanism	2
Weights	2
Track	2
Drive	3
Hydraulic System	3
Service Refill Capacities	3
Standards	3
Sound Performance	3
Air Conditioning System	3
Operating Weights and Ground Pressures	4
Major Component Weights	5
Dimensions	6
Working Ranges and Forces	12
Retrofit Boom (straight position)	16
Retrofit Boom (bent position)	21
Bucket Specifications and Compatibility:	
Europe	27
North America	28
Japan	30
Attachments Offering Guide:	
Europe	31
North America	36
Japan	38
Standard and Optional Equipment	39
Dealer Installed Kit and Attachments	41

352 UHD Hydraulic Excavator Specifications

Engine

Engine Model	Cat® C13	
Engine Power – ISO 9249	316 kW	424 hp
Engine Power – ISO 14396	317 kW	425 hp
Bore	130 mm	5 in
Stroke	157 mm	6 in
Displacement	12.5 L	763 in ³
Biodiesel Capability	Up to B20 ⁽¹⁾	

- Meets U.S. EPA Tier 4 Final, EU Stage V, and Japan 2014 emission standards.
- Recommended for use up to 4500 m (14,760 ft) altitude with engine power derate above 2600 m (8,530 ft).
- ISO 9249 is net power available at the flywheel when the engine is equipped with fan, air cleaner, aftertreatment, and alternator with engine speed at 1,800 rpm.

⁽¹⁾Cat engines are compatible with the following renewable, alternative, and bio-fuels* with lower greenhouse gas emission impact:

- ✓ Up to B20 biodiesel (FAME)**
- ✓ Up to 100% HVO and GTL renewable fuels

*Refer to guidelines for successful application. Please consult your Cat dealer or “Caterpillar Machine Fluids Recommendations” (SEBU6250) for details.

**For use of higher blends, consult your Cat dealer.

Engine rpm

Operation	1,650 rpm
Travel	1,800 rpm

Swing Mechanism

Swing Speed (UHD)	4.22 rpm
Swing Speed (Retrofit)	8.44 rpm
Maximum Swing Torque	187 kN·m 138,000 lbf·ft

Weights

Operating Weight	65 000 kg	143,300 lb
• Hydraulic Variable Gauge undercarriage, UHD fronts, 600 mm (24") triple grouser shoes and 12.0 mt (26,455 lb) counterweight.		
Operating Weight	65 500 kg	144,400 lb
• Hydraulic Variable Gauge undercarriage, UHD fronts, 700 mm (28") triple grouser shoes and 12.0 mt (26,455 lb) counterweight.		
Operating Weight	63 200 kg	139,300 lb
• Hydraulic Variable Gauge undercarriage, Retrofit fronts, R3.35TB (11'0") stick, HD 2.41 m ³ (3.15 yd ³) bucket, 600 mm (24") triple grouser shoes and 12.0 mt (26,455 lb) counterweight.		
Operating Weight	63 300 kg	139,600 lb
• Hydraulic Variable Gauge undercarriage, Retrofit fronts, R2.9TB (9'6") stick, GDC 3.08 m ³ (4.03 yd ³) bucket, 600 mm (24") triple grouser shoes and 12.0 mt (26,455 lb) counterweight.		
Operating Weight	63 100 kg	139,100 lb
• Hydraulic Variable Gauge undercarriage, Retrofit fronts, R2.9TB (9'6") stick, HD 2.41 m ³ (3.15 yd ³) bucket, 600 mm (24") triple grouser shoes and 12.0 mt (26,455 lb) counterweight.		
Operating Weight	63 300 kg	139,600 lb
• Hydraulic Variable Gauge undercarriage, Retrofit fronts, R2.9TB (9'6") stick, GDC 3.09 m ³ (4.03 yd ³) bucket, 600 mm (24") triple grouser shoes and 12.0 mt (26,455 lb) counterweight.		
Operating Weight	63 400 kg	139,800 lb
• Hydraulic Variable Gauge undercarriage, Retrofit fronts, R3.9TB (12'10") stick, HD 2.41 m ³ (3.15 yd ³) bucket, 600 mm (24") triple grouser shoes and 12.0 mt (26,455 lb) counterweight.		
Operating Weight	63 500 kg	140,000 lb
• Hydraulic Variable Gauge undercarriage, Retrofit fronts, R3.9TB (12'10") stick, GDC 3.09 m ³ (4.03 yd ³) bucket, 600 mm (24") triple grouser shoes and 12.0 mt (26,455 lb) counterweight.		

Track

Optional Track Shoes Width	600 mm	24 in
Optional Track Shoes Width	700 mm	28 in
Number of Shoes (each side)	56	
Number of Track Rollers (each side)	10	
Number of Carrier Rollers (each side)	3 (LC-VG)	

352 UHD Hydraulic Excavator Specifications

Drive

Maximum Gradeability	35°/70%	
Maximum Travel Speed	4.8 km/h	3.0 mph
Maximum Drawbar Pull	323 kN	72,613 lbf

Hydraulic System

Main System – Maximum Flow – Implement	779 L/min (389 × 2 pumps)	206 gal/min (103 × 2 pumps)
Maximum Pressure – Equipment – Implement	35 000 kPa	5,076 psi
Maximum Pressure – Equipment – Lift Mode	38 000 kPa	5,511 psi
Maximum Pressure – Travel	35 000 kPa	5,076 psi
Maximum Pressure – Swing	26 000 kPa	3,771 psi
Base Boom Cylinder – Bore	170 mm	7 in
Base Boom Cylinder – Stroke	1524 mm	60 in
Fore Boom Cylinder – Bore	190 mm	7 in
Fore Boom Cylinder – Stroke	1758 mm	69 in
UHD Stick Cylinder – Bore	170 mm	7 in
UHD Stick Cylinder – Stroke	1550 mm	61 in
UHD Bucket Cylinder – Bore	140 mm	6 in
UHD Bucket Cylinder – Stroke	1100 mm	43 in
Retrofit Front Stick Cylinder – Bore	190 mm	7 in
Retrofit Front Stick Cylinder – Stroke	1758 mm	69 in
TB Bucket Cylinder – Bore	160 mm	6 in
TB Bucket Cylinder – Stroke	1356 mm	53 in

Service Refill Capacities

Fuel Tank Capacity	715 L	188.9 gal
Cooling System	52 L	13.7 gal
Engine Oil (with filter)	40 L	10.6 gal
Swing Drive	40 L	10.6 gal
Final Drive (each)	15 L	4.0 gal
Hydraulic System (including tank)	550 L	145.3 gal
Hydraulic Tank (including suction pipe)	217 L	57.3 gal
DEF Tank	46 L	12.2 gal

Standards

Brakes	ISO 10265:2008
Cab/FOGS	ISO 10262:1998

Sound Performance

ISO 6395 (external)	108 dB(A)
ISO 6396 (inside cab)	72 dB(A)

- When properly installed and maintained, the cab offered by Caterpillar, when tested with doors and windows closed according to ANSI/SAE J1166 OCT98, meets OSHA and MSHA requirements for operator sound exposure limits in effect at time of manufacture.
- Hearing protection may be needed when operating with an open operator station and cab (when not properly maintained or doors/windows open) for extended periods or in a noisy environment.

Air Conditioning System

The air conditioning system on this machine contains the fluorinated greenhouse gas refrigerant R134a (Global Warming Potential = 1430). The system contains 1.00 kg of refrigerant which has a CO₂ equivalent of 1.430 metric tonnes.

352 UHD Hydraulic Excavator Specifications

Operating Weights and Ground Pressures

Base Machine Configurations	600 mm (24") Triple Grouser Shoes		700 mm (28") Triple Grouser Shoes	
	Weight	Ground Pressure	Weight	Ground Pressure
	kg (lb)	kPa (psi)	kg (lb)	kPa (psi)
Base Frame with Track Rollers and Carrier Rollers				
12.0 mt (26,455 lb) Counterweight + Hydraulic Variable Gauge Undercarriage Base Machine				
UHD Front (base boom, nose boom, fore boom) + 9.1 m (29'10") UHD Stick	65 000 kg (143,300 lb)	103.7 kPa (15 psi)	65 500 kg (144,400 lb)	89.6 kPa (13 psi)
Retrofit Front (base boom, retrofit boom) + R3.35TB (11'0") Reach Stick + 2.41 m ³ (3.16 yd ³) HD Bucket	63 200 kg (139,300 lb)	100.9 kPa (14.6 psi)	63 700 kg (140,400 lb)	87.1 kPa (12.6 psi)
Retrofit Front (base boom, retrofit boom) + R3.35TB (11'0") Reach Stick + 3.08 m ³ (4.03 yd ³) HD Bucket	63 300 kg (139,600 lb)	101.0 kPa (14.6 psi)	63 900 kg (140,900 lb)	87.4 kPa (12.7 psi)
Retrofit Front (base boom, retrofit boom) + R2.9TB (9'6") Reach Stick + 2.41 m ³ (3.16 yd ³) HD Bucket	63 100 kg (139,100 lb)	100.7 kPa (14.6 psi)	63 700 kg (140,400 lb)	87.1 kPa (12.6 psi)
Retrofit Front (base boom, retrofit boom) + R2.9TB (9'6") Reach Stick + 3.08 m ³ (4.03 yd ³) HD Bucket	63 300 kg (139,600 lb)	101.0 kPa (14.6 psi)	63 800 kg (140,700 lb)	87.3 kPa (12.6 psi)
Retrofit Front (base boom, retrofit boom) + R3.9TB (12'10") Reach Stick + 2.41 m ³ (3.15 yd ³) HD Bucket	63 400 kg (130,400 lb)	101.1 kPa (14.7 psi)	63 900 kg (130,700 lb)	87.4 kPa (12.7 psi)
Retrofit Front (base boom, retrofit boom) + R3.9TB (12'10") Reach Stick + 3.08 m ³ (4.03 yd ³) GDC Bucket	63 500 kg (133,400 lb)	101.3 kPa (14.7 psi)	64 000 kg (134,600 lb)	87.5 kPa (12.7 psi)

All operating weights include a 90% fuel tank with 75 kg (165 lb) operator.

352 UHD Hydraulic Excavator Specifications

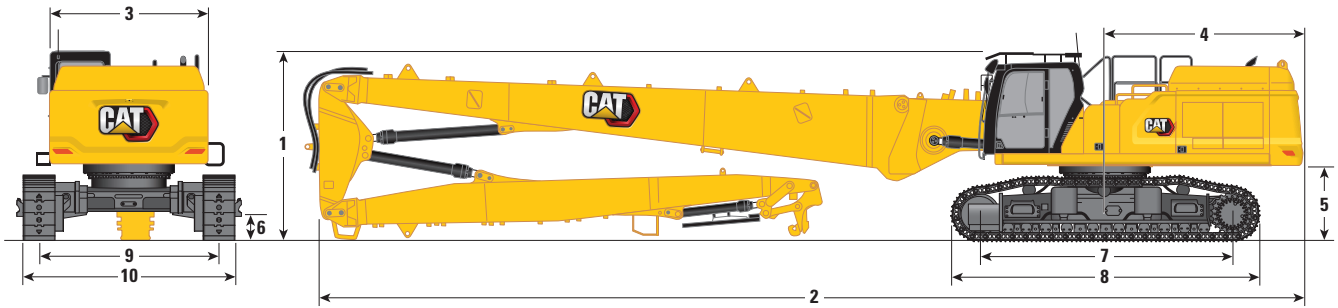
Major Component Weights

	kg	lb
Base Machine Weight: including upperframe, undercarriage, counterweight, hydraulic oil (184 kg/406 lb) and DEF (49 kg/108 lb), without base boom, boom cylinders, UHD fronts or Retrofit fronts, fuel (612 kg/1,349 lb) and operator (75 kg/165 lb)		
With 12.0 mt (26,455 lb) Counterweight, UHD Swing Frame, Base Frame with SF Track Rollers and Carrier Rollers for Hydraulic Variable Gauge (HVG) Undercarriage	44 180	97,400
Track Shoes:		
600 mm (24") Width, 15.5 mm (0.6") Thick, Triple Grouser Track Shoes	5700	12,560
700 mm (28") Width, 15.5 mm (0.6") Thick, Triple Grouser Track Shoes	6240	13,750
Two Boom Cylinders	920	2,020
Weight of 90% Fuel Tank and 75 kg (165 lb) Operator	630	1,380
Counterweight:		
12.0 mt (26,455 lb) Counterweight	12 000	26,460
Swing Frame:		
UHD Swing Frame without Tilt Cab Frame	4360	9,610
Hydraulic Variable Gauge Undercarriage:		
Base Frame with SF Track Rollers and Carrier Rollers for Hydraulic Variable Gauge Undercarriage	18 700	41,230
Booms (including lines, pins, stick cylinder):		
UHD and Retrofit Base Boom	3210	7,070
UHD Nose Boom	4980	10,970
UHD Fore Boom Cylinder	660	1,450
UHD Fore Boom	1150	2,540
UHD Stick Cylinder	460	1,010
Retrofit Boom	3850	8,480
Sticks (including lines, pins, bucket cylinder, bucket linkage):		
9.1 m (29'10") UHD Stick	3100	6,840
R3.9TB (12'1") Reach Stick	2660	5,870
R3.35TB (11'0") Reach Stick	2510	5,540
R2.9TB (9'6") Reach Stick	2430	5,350
Buckets for Retrofit Fronts (without linkage):		
3.08 m ³ (4.03 yd ³) GDC for TB	2360	5,190
2.41 m ³ (3.16 yd ³) HD for TB	2220	4,890
Quick Couplers:		
CW Dedicated QC for UHD	310	680
Pin Grabber QC for UHD	—	—
CW Dedicated QC	770	1,690
Pin Grabber QC	1060	2,340
Fronts with Cradle:		
UHD Front in Cradle	11 800	26,000
Retrofit Boom – R3.9TB (12'10") Stick in Cradle	7400	16,310
Retrofit Boom – R3.35 m (11'0") Stick in Cradle	7230	15,950
Retrofit Boom – R2.9 m (9'6") Stick in Cradle	7150	15,760
Cradle	870	1,930
Cradle For Retrofit front with R3.9	890	1,970

352 UHD Hydraulic Excavator Specifications

Dimensions

All dimensions are approximate and may vary depending on bucket selection.




Boom Option Stick Option	UHD Boom	
	UHD Stick	
	9.1 m (29'10")	
1 Machine Height:		
Cab Height	3390 mm	11'1"
FOGS Height	3592 mm	11'9"
Handrails Height	3495 mm	11'5"
With Boom/Stick (no work tool)	3300 mm	10'9"
With Boom/Stick (with auxiliary lines) (no work tool)	3300 mm	10'9"
2 Machine Length:		
With Boom/Stick (no work tool)	18 830 mm	61'9"
With Boom/Stick (with auxiliary lines) (no work tool)	18 830 mm	61'9"
Base Machine with Base Boom only (without counterweight)	7600 mm	24'11"
Base Machine with Base Boom only (with counterweight)	7770 mm	25'5"
3 Upperframe Width without Handles	3020 mm	9'10"
4 Tail Swing Radius	3760 mm	12'4"
5 Counterweight Clearance without Shoe Lug	1400 mm	4'7"
Counterweight Clearance with Shoe Lug	1435 mm	4'8"
6 Ground Clearance without Shoe Lug	510 mm	1'8"
7 Length to Center of Rollers	4770 mm	15'7"

(continued on next page)

352 UHD Hydraulic Excavator Specifications

Dimensions (continued)

All dimensions are approximate and may vary depending on bucket selection.

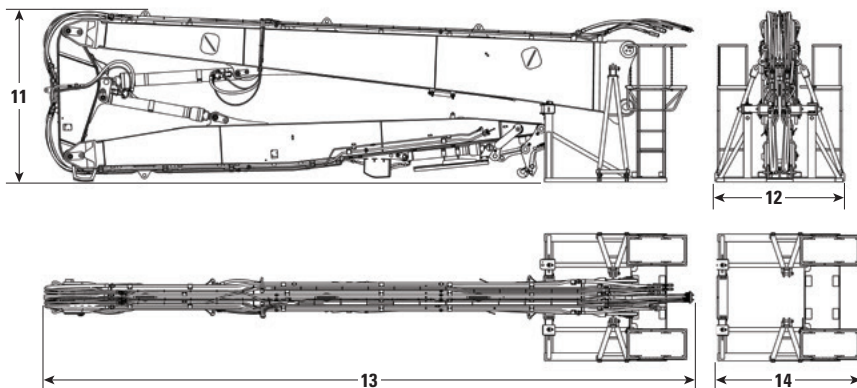


Boom Option Stick Option	UHD Boom	
	UHD Stick	
	9.1 m (29'10")	
8 Track Length	5770 mm	18'11"
9 Track Gauge:		
Retracted	2400 mm	7'10"
Extended	3400 mm	11'1"
10 Undercarriage Width – Retracted (with steps):		
600 mm (24") Shoes	3255 mm	10'8"
700 mm (28") Shoes	3255 mm	10'8"
Undercarriage Width – Retracted (without steps):		
600 mm (24") Shoes	3000 mm	9'10"
700 mm (28") Shoes	3100 mm	10'2"
Undercarriage Width – Extended (with steps):		
600 mm (24") Shoes	4255 mm	13'11"
700 mm (28") Shoes	4255 mm	13'11"
Undercarriage Width – Extended (without steps):		
600 mm (24") Shoes	4000 mm	13'1"
700 mm (28") Shoes	4100 mm	13'5"

Transportation Dimensions: UHD Front

	9.1 m (29'10")	
11 Height*	3300 mm	10'9"
12 Width*	2500 mm	8'2"
13 Length*	12 390 mm	40'7"
14 Length of Cradle only	2784 mm	9'1"

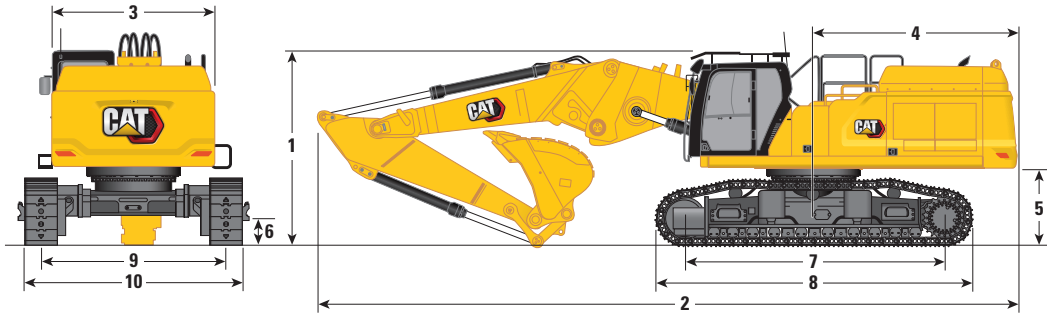
*with or without quick coupler



352 UHD Hydraulic Excavator Specifications

Dimensions

All dimensions are approximate and may vary depending on bucket selection.



Boom Option

Retrofit Boom Straight Position

Stick Options

Retrofit Stick

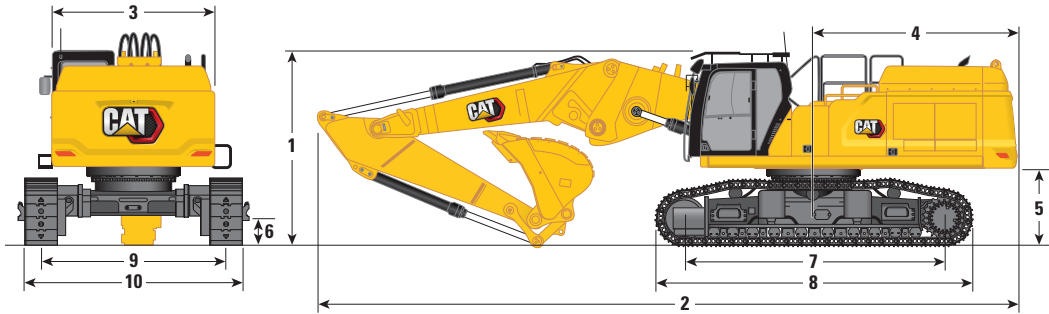
	R3.9TB (12'10")		R3.35TB (11'0")		R2.9TB (9'6")	
1 Machine Height:						
Cab Height	3390 mm	11'1"	3390 mm	11'1"	3390 mm	11'1"
FOGS Height	3592 mm	11'9"	3592 mm	11'9"	3592 mm	11'9"
Handrails Height	3495 mm	11'5"	3495 mm	11'5"	3495 mm	11'5"
With Boom/Stick/Bucket Installed	4520 mm	14'9"	4010 mm	13'1"	4070 mm	13'4"
With Boom/Stick/Bucket Installed (with auxiliary lines)	4520 mm	14'9"	4010 mm	13'1"	4070 mm	13'4"
2 Machine Length:						
With Boom/Stick/Bucket Installed	12 700 mm	41'8"	12 820 mm	42'0"	12 780 mm	41'11"
With Boom/Stick/Bucket Installed (with auxiliary lines)	12 700 mm	41'8"	12 820 mm	42'0"	12 780 mm	41'11"
Base Machine with Base Boom only (without counterweight)	7600 mm	24'11"	7600 mm	24'11"	7600 mm	24'11"
Base Machine with Base Boom only (with counterweight)	7770 mm	25'5"	7770 mm	25'5"	7770 mm	25'5"
3 Upperframe Width without Handles	3020 mm	9'10"	3020 mm	9'10"	3020 mm	9'10"
4 Tail Swing Radius	3760 mm	12'4"	3760 mm	12'4"	3760 mm	12'4"
5 Counterweight Clearance without Shoe Lug	1400 mm	4'7"	1400 mm	4'7"	1400 mm	4'7"
Counterweight Clearance with Shoe Lug	1435 mm	4'8"	1435 mm	4'8"	1435 mm	4'8"
6 Ground Clearance without Shoe Lug	510 mm	1'8"	510 mm	1'8"	510 mm	1'8"
7 Length to Center of Rollers	4770 mm	15'7"	4770 mm	15'7"	4770 mm	15'7"
Bucket Type	GDC		GDC		GDC	
Bucket Capacity	3.08 m ³	4.03 yd ³	3.08 m ³	4.03 yd ³	3.08 m ³	4.03 yd ³
Bucket Tip Radius	1888 mm	6'2"	1888 mm	6'2"	1888 mm	6'2"

(continued on next page)

352 UHD Hydraulic Excavator Specifications

Dimensions (continued)

All dimensions are approximate and may vary depending on bucket selection.



Boom Option

Retrofit Boom Straight Position

Stick Options

Retrofit Stick

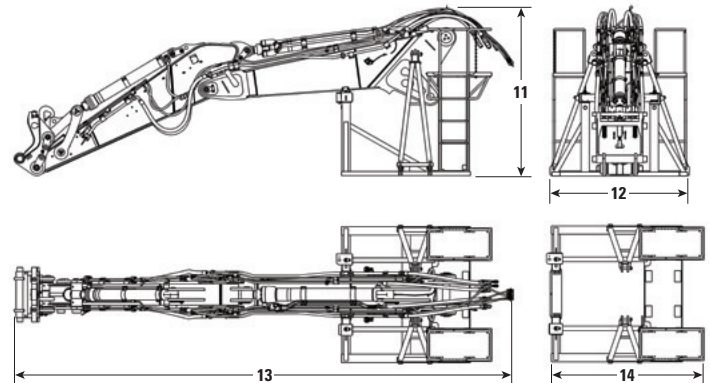
	R3.9TB (12'10")		R3.35TB (11'0")		R2.9TB (9'6")	
	mm	ft"	mm	ft"	mm	ft"
8 Track Length	5770 mm	18'11"	5770 mm	18'11"	5770 mm	18'11"
9 Track Gauge:						
Retracted	2400 mm	7'10"	2400 mm	7'10"	2400 mm	7'10"
Extended	3400 mm	11'1"	3400 mm	11'1"	3400 mm	11'1"
10 Undercarriage Width – Retracted (with steps):						
600 mm (24") Shoes	3255 mm	10'8"	3255 mm	10'8"	3255 mm	10'8"
700 mm (28") Shoes	3255 mm	10'8"	3255 mm	10'8"	3255 mm	10'8"
Undercarriage Width – Retracted (without steps):						
600 mm (24") Shoes	3000 mm	9'10"	3000 mm	9'10"	3000 mm	9'10"
700 mm (28") Shoes	3100 mm	10'2"	3100 mm	10'2"	3100 mm	10'2"
Undercarriage Width – Extended (with steps):						
600 mm (24") Shoes	4255 mm	13'11"	4255 mm	13'11"	4255 mm	13'11"
700 mm (28") Shoes	4255 mm	13'11"	4255 mm	13'11"	4255 mm	13'11"
Undercarriage Width – Extended (without steps):						
600 mm (24") Shoes	4000 mm	13'1"	4000 mm	13'1"	4000 mm	13'1"
700 mm (28") Shoes	4100 mm	13'5"	4100 mm	13'5"	4100 mm	13'5"
Bucket Type	GDC		GDC		GDC	
Bucket Capacity	3.08 m ³	4.03 yd ³	3.08 m ³	4.03 yd ³	3.08 m ³	4.03 yd ³
Bucket Tip Radius	1888 mm	6'2"	1888 mm	6'2"	1888 mm	6'2"

Transportation Dimensions:

Retrofit Front – Straight Position

	R3.9TB (12'10")	R3.35TB (11'0")	R2.9TB (9'6")
11 Height*	3000 mm 9'10"	2700 mm 8'10"	2700 mm 8'10"
12 Width*	2500 mm 8'2"	2500 mm 8'2"	2500 mm 8'2"
13 Length*	9110 mm 29'10"	8580 mm 28'1"	8110 mm 26'7"
14 Length of Cradle only	2784 mm 9'1"	2784 mm 9'1"	2784 mm 9'1"

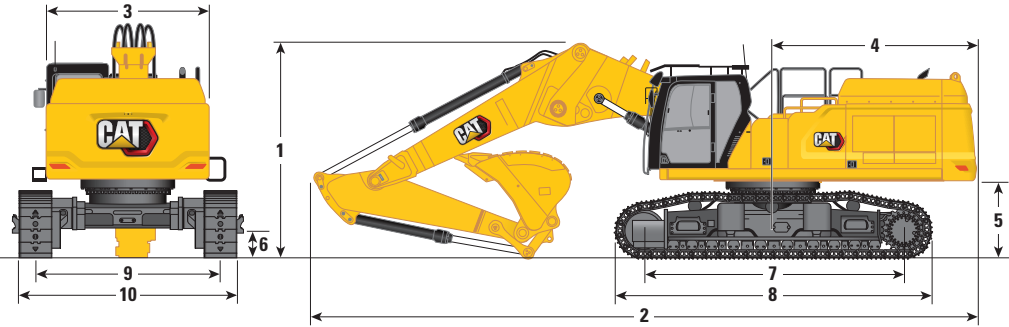
*including quick coupler



352 UHD Hydraulic Excavator Specifications

Dimensions

All dimensions are approximate and may vary depending on bucket selection.



Boom Option

Retrofit Boom Bent Position

Stick Options

Retrofit Stick

R3.9TB (12'10")

R3.35TB (11'0")

R2.9TB (9'6")

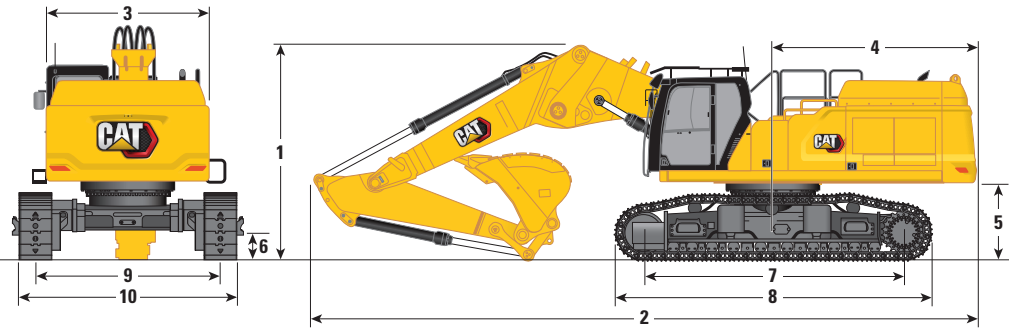
	R3.9TB (12'10")		R3.35TB (11'0")		R2.9TB (9'6")	
1 Machine Height:						
Cab Height	3390 mm	11'1"	3390 mm	11'1"	3390 mm	11'1"
FOGS Height	3592 mm	11'9"	3592 mm	11'9"	3592 mm	11'9"
Handrails Height	3495 mm	11'5"	3495 mm	11'5"	3495 mm	11'5"
With Boom/Stick/Bucket Installed	4600 mm	15'1"	4060 mm	13'3"	4300 mm	14'1"
With Boom/Stick/Bucket Installed (with auxiliary lines)	4600 mm	15'1"	4060 mm	13'3"	4300 mm	14'1"
2 Machine Length:						
With Boom/Stick/Bucket Installed	12 170 mm	39'11"	12 030 mm	39'5"	12 130 mm	39'9"
With Boom/Stick/Bucket Installed (with auxiliary lines)	12 170 mm	39'11"	12 030 mm	39'5"	12 130 mm	39'9"
Base Machine with Base Boom only (without counterweight)	7600 mm	24'11"	7600 mm	24'11"	7600 mm	24'11"
Base Machine with Base Boom only (with counterweight)	7770 mm	25'5"	7770 mm	25'5"	7770 mm	25'5"
3 Upperframe Width without Handles	3020 mm	9'10"	3020 mm	9'10"	3020 mm	9'10"
4 Tail Swing Radius	3760 mm	12'4"	3760 mm	12'4"	3760 mm	12'4"
5 Counterweight Clearance without Shoe Lug	1400 mm	4'7"	1400 mm	4'7"	1400 mm	4'7"
Counterweight Clearance with Shoe Lug	1435 mm	4'8"	1435 mm	4'8"	1435 mm	4'8"
6 Ground Clearance without Shoe Lug	510 mm	1'8"	510 mm	1'8"	510 mm	1'8"
7 Length to Center of Rollers	4770 mm	15'7"	4770 mm	15'7"	4770 mm	15'7"
Bucket Type	GDC		GDC		GDC	
Bucket Capacity	3.08 m ³	4.03 yd ³	3.08 m ³	4.03 yd ³	3.08 m ³	4.03 yd ³
Bucket Tip Radius	1888 mm	6'2"	1888 mm	6'2"	1888 mm	6'2"

(continued on next page)

352 UHD Hydraulic Excavator Specifications

Dimensions (continued)

All dimensions are approximate and may vary depending on bucket selection.



Boom Option

Retrofit Boom Bent Position

Stick Options

Retrofit Stick

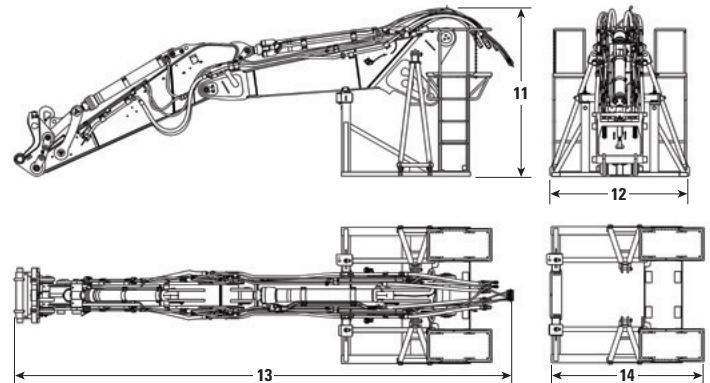
	R3.9TB (12'10")		R3.35TB (11'0")		R2.9TB (9'6")	
	mm	ft"	mm	ft"	mm	ft"
8 Track Length	5770 mm	18'11"	5770 mm	18'11"	5770 mm	18'11"
9 Track Gauge:						
Retracted	2400 mm	7'10"	2400 mm	7'10"	2400 mm	7'10"
Extended	3400 mm	11'1"	3400 mm	11'1"	3400 mm	11'1"
10 Undercarriage Width – Retracted (with steps):						
600 mm (24") Shoes	3255 mm	10'8"	3255 mm	10'8"	3255 mm	10'8"
700 mm (28") Shoes	3255 mm	10'8"	3255 mm	10'8"	3255 mm	10'8"
Undercarriage Width – Retracted (without steps):						
600 mm (24") Shoes	3000 mm	9'10"	3000 mm	9'10"	3000 mm	9'10"
700 mm (28") Shoes	3100 mm	10'2"	3100 mm	10'2"	3100 mm	10'2"
Undercarriage Width – Extended (with steps):						
600 mm (24") Shoes	4255 mm	13'11"	4255 mm	13'11"	4255 mm	13'11"
700 mm (28") Shoes	4255 mm	13'11"	4255 mm	13'11"	4255 mm	13'11"
Undercarriage Width – Extended (without steps):						
600 mm (24") Shoes	4000 mm	13'1"	4000 mm	13'1"	4000 mm	13'1"
700 mm (28") Shoes	4100 mm	13'5"	4100 mm	13'5"	4100 mm	13'5"
Bucket Type	GDC		GDC		GDC	
Bucket Capacity	3.08 m ³	4.03 yd ³	3.08 m ³	4.03 yd ³	3.08 m ³	4.03 yd ³
Bucket Tip Radius	1888 mm	6'2"	1888 mm	6'2"	1888 mm	6'2"

Transportation Dimensions:

Retrofit Front – Bent Position

	R3.9TB (12'10")	R3.35TB (11'0")	R2.9TB (9'6")
11 Height*	3000 mm 9'10"	2700 mm 8'10"	2700 mm 8'10"
12 Width*	2500 mm 8'2"	2500 mm 8'2"	2500 mm 8'2"
13 Length*	9110 mm 29'10"	8580 mm 28'1"	8110 mm 26'7"
14 Length of Cradle only	2784 mm 9'1"	2784 mm 9'1"	2784 mm 9'1"

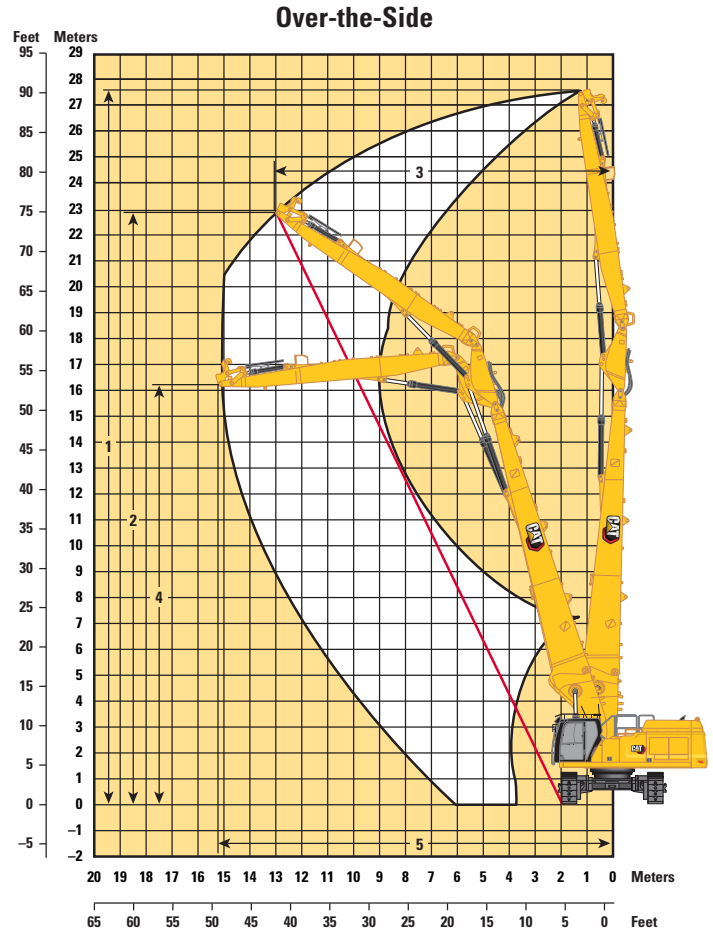
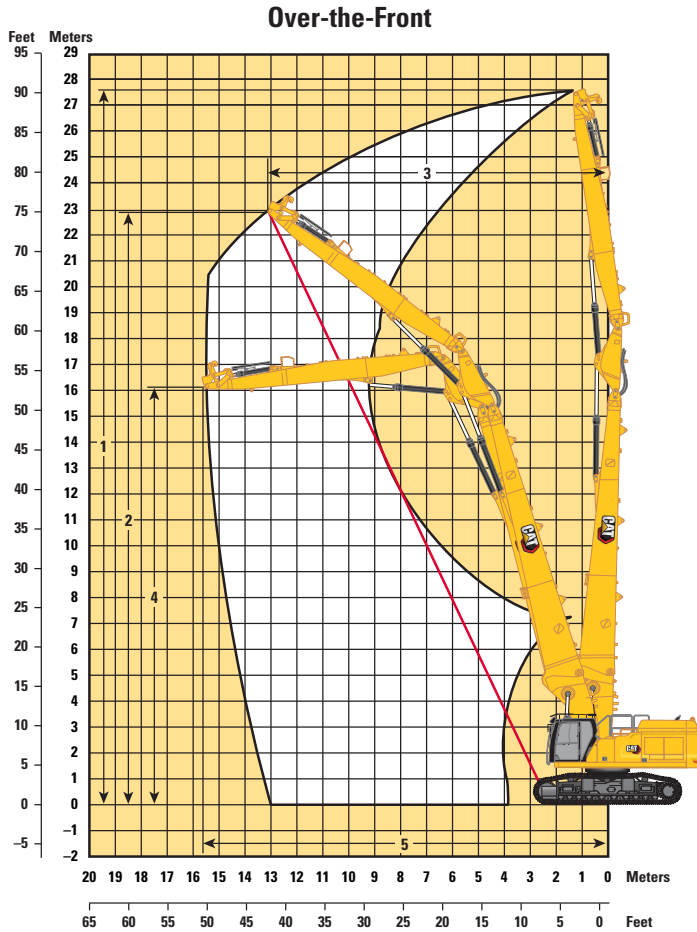
*including quick coupler



352 UHD Hydraulic Excavator Specifications

Working Ranges and Forces

All dimensions are approximate and may vary depending on bucket selection.



Boom Option

Stick Option

UHD Boom

UHD Stick

9.1 m (29'10")

Over-the-Front:

1 Maximum Pin Height at Stick Nose	27 670 mm	90'9"
Maximum Weight at Stick Nose	3700 kg	8,157 lb
2 Maximum Working Pin Height at Stick Nose – 1/2	22 930 mm	75'2"
3 Maximum Working Reach at Stick Nose – 1/2	13 850 mm	45'5"
4 Maximum Height at Stick Nose in Maximum Reach Position	16 110 mm	52'10"
5 Maximum Reach at Stick Nose	15 770 mm	51'8"

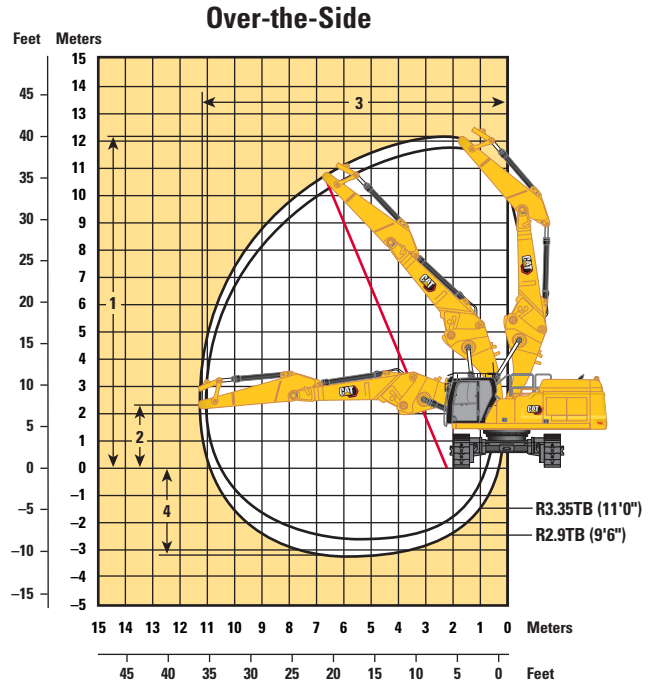
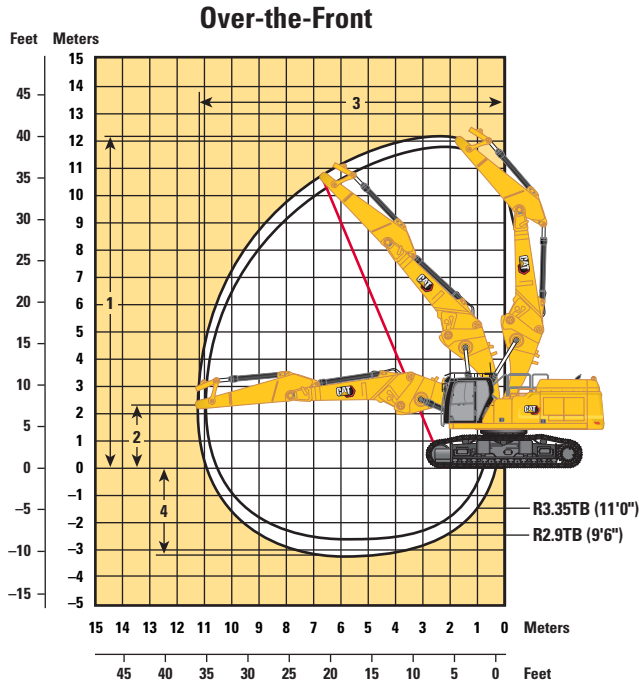
Over-the-Side:

1 Maximum Pin Height at Stick Nose	27 670 mm	90'9"
Maximum Weight at Stick Nose	3700 kg	8,157 lb
2 Maximum Working Pin Height at Stick Nose – 1/2	23 230 mm	76'2"
3 Maximum Working Reach at Stick Nose – 1/2	13 315 mm	43'8"
4 Maximum Height at Stick Nose in Maximum Reach Position	16 220 mm	53'2"
5 Maximum Reach at Stick Nose	15 210 mm	49'10"

352 UHD Hydraulic Excavator Specifications

Working Ranges and Forces

All dimensions are approximate and may vary depending on bucket selection.



Boom Option

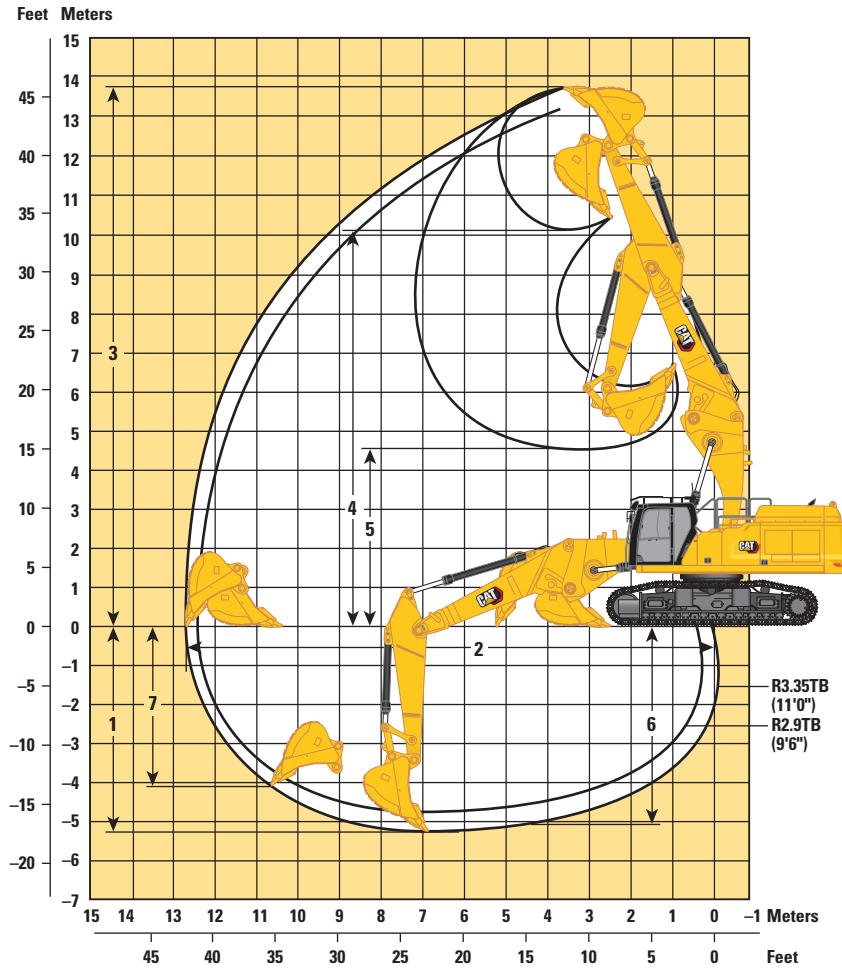
Retrofit Boom Straight Position

Stick Options	R3.9TB (12'10")		R3.35TB (11'0")		R2.9TB (9'6")	
Over-the-Front:						
1 Maximum Pin Height at Stick Nose	12 350 mm	40'6"	12 130 mm	39'10"	11 810 mm	38'9"
Maximum Weight at Stick Nose	5730 kg	12,600 lb	5982 kg	13,190 lb	5982 kg	13,190 lb
2 Height at Stick Nose in Maximum Reach Position	2337 mm	7'8"	2337 mm	7'8"	2337 mm	7'8"
3 Maximum Reach at Stick Nose	11 580 mm	37'11"	11 130 mm	36'6"	10 700 mm	35'1"
4 Maximum Depth at Stick Nose	3840 mm	12'7"	3290 mm	10'10"	2840 mm	9'4"
Over-the-Side:						
1 Maximum Pin Height at Stick Nose	12 350 mm	40'6"	12 130 mm	39'10"	11 810 mm	38'9"
Maximum Weight at Stick Nose	5730 kg	12,600 lb	5982 kg	13,190 lb	5982 kg	13,190 lb
2 Height at Stick Nose in Maximum Reach Position	2337 mm	7'8"	2337 mm	7'8"	2337 mm	7'8"
3 Maximum Reach at Stick Nose	11 580 mm	37'11"	11 130 mm	36'6"	10 700 mm	35'1"
4 Maximum Depth at Stick Nose	3840 mm	12'7"	3290 mm	10'10"	2840 mm	9'4"

352 UHD Hydraulic Excavator Specifications

Working Ranges and Forces

All dimensions are approximate and may vary depending on bucket selection.



Boom Option

Retrofit Boom Straight Position

Stick Options

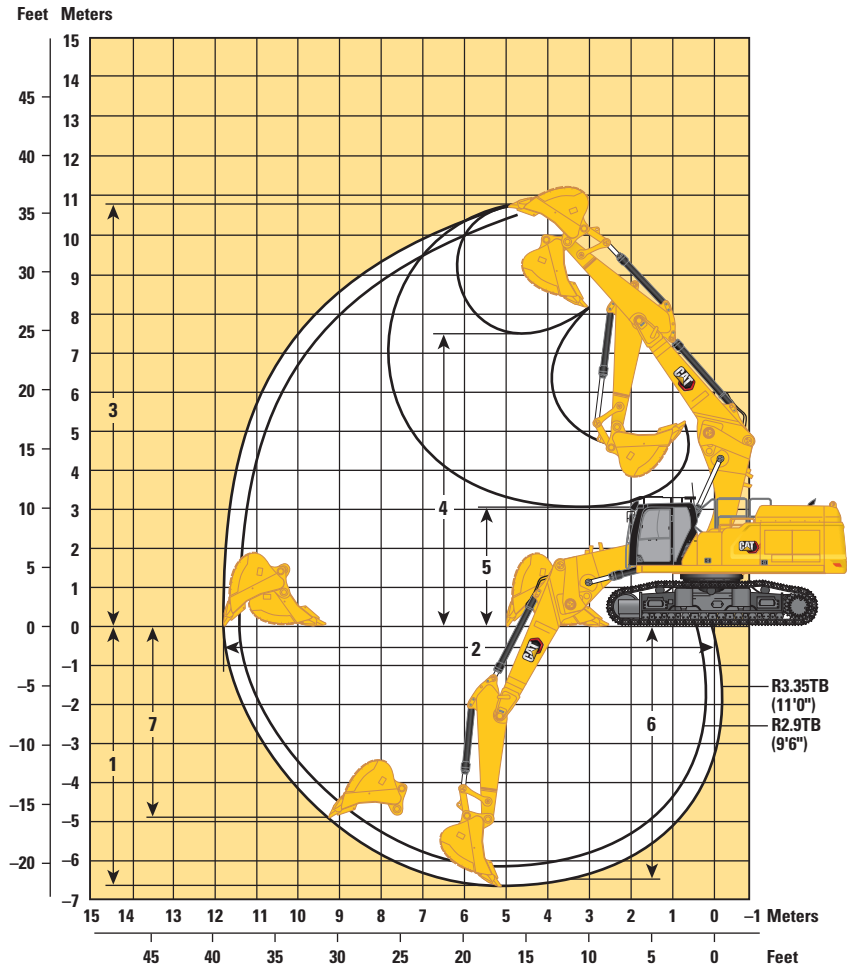
Retrofit Stick

	R3.9TB (12'10")		R3.35TB (11'0")		R2.9TB (9'6")	
	mm	ft/in	mm	ft/in	mm	ft/in
1 Maximum Digging Depth	5,730	18'9"	5180	16'11"	4730	15'6"
2 Maximum Reach at Ground Line	13,260	43'6"	12 790	41'11"	12 590	41'3"
3 Maximum Cutting Height	14,070	46'1"	13 900	45'7"	13 580	44'6"
4 Maximum Loading Height	10,460	34'3"	10 250	33'7"	9930	32'6"
5 Minimum Loading Height	4,040	13'3"	4580	15'0"	5020	16'5"
6 Maximum Depth Cut for 2440 mm (8 ft) Level Bottom	5,600	18'4"	5030	16'6"	4570	14'11"
7 Maximum Vertical Wall Digging Depth	4,610	15'1"	4110	13'5"	3070	10'0"
Bucket Digging Force (ISO)	268 kN	60,250 lbf	268 kN	60,250 lbf	268 kN	60,250 lbf
Stick Digging Force (ISO)	183 kN	41,140 lbf	199 kN	44,740 lbf	219 kN	49,230 lbf
Bucket Type	GDC		GDC		GDC	
Bucket Capacity	3.08 m ³	4.03 yd ³	3.08 m ³	4.03 yd ³	3.08 m ³	4.03 yd ³
Bucket Tip Radius	1888 mm	6'2"	1888 mm	6'2"	1888 mm	6'2"

352 UHD Hydraulic Excavator Specifications

Working Ranges and Forces

All dimensions are approximate and may vary depending on bucket selection.



Boom Option

Retrofit Boom Bent Position

Stick Options

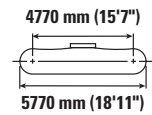
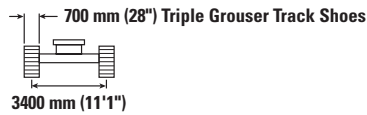
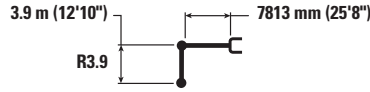
Retrofit Stick



	R3.9TB (12'10")		R3.35TB (11'0")		R2.9TB (9'6")	
	mm	ft/in	mm	ft/in	mm	ft/in
1 Maximum Digging Depth	7220	23'8"	6670	21'10"	6220	20'4"
2 Maximum Reach at Ground Line	12 270	40'3"	11 880	38'11"	11 460	37'7"
3 Maximum Cutting Height	10 530	34'6"	10 690	35'0"	10 530	34'6"
4 Maximum Loading Height	7440	24'4"	7500	24'7"	7350	24'1"
5 Minimum Loading Height	2500	8'2"	3050	10'0"	3500	11'5"
6 Maximum Depth Cut for 2440 mm (8 ft) Level Bottom	7090	23'3"	6520	21'4"	6060	19'10"
7 Maximum Vertical Wall Digging Depth	5050	16'6"	4980	16'4"	4580	15'0"
Bucket Digging Force (ISO)	268 kN	60,250 lbf	268 kN	60,250 lbf	268 kN	60,250 lbf
Stick Digging Force (ISO)	183 kN	41,140 lbf	199 kN	44,740 lbf	219 kN	49,230 lbf
Bucket Type	GDC		GDC		GDC	
Bucket Capacity	3.08 m ³	4.03 yd ³	3.08 m ³	4.03 yd ³	3.08 m ³	4.03 yd ³
Bucket Tip Radius	1888 mm	6'2"	1888 mm	6'2"	1888 mm	6'2"

352 UHD Hydraulic Excavator Specifications

Retrofit Boom (straight position) – with Bucket Linkages, without Bucket, Heavy Lift: On

Wider Hydraulic Variable Gauge Undercarriage



	4500 mm/15'0"		6000 mm/20'0"		7500 mm/25'0"		9000 mm/30'0"		10 500 mm/35'0"				mm ft/in	
	kg lb	kg lb	kg lb	kg lb	kg lb	kg lb	kg lb	kg lb	kg lb	kg lb	kg lb	kg lb		
12 000 mm 40'0"	kg lb		*10 800	*10 800								*9600 *21,750	*9600 *21,750	6270 19'6"
10 500 mm 35'0"	kg lb				*10 950 *22,350	*10 950 *22,350						*8200 *18,300	*8200 *18,300	8170 26'2"
9000 mm 30'0"	kg lb				*12 350 *26,850	*12 350 *26,850	*10 050 *19,700	*10 050 *19,700				*7600 *16,800	*7600 *16,800	9450 30'7"
7500 mm 25'0"	kg lb		*13 100 *28,650	*13 100 *28,650	*13 400 *29,200	*13 400 *29,200	*12 350 *26,400	*12 350 *26,400				*7300 *16,100	*7300 *16,100	10 360 33'9"
6000 mm 20'0"	kg lb	*19 400 *39,900	*19 400 *39,900	*17 300 *36,900	*17 300 *36,900	*15 900 *34,450	*15 900 *34,450	*13 700 *29,700	*13 100 *28,150	*10 500 *20,700	10 200 *20,700	*7200 *15,850	*7200 *15,850	10 990 35'11"
4500 mm 15'0"	kg lb			*20 800 *45,000	*20 800 *45,000	*16 700 *36,150	*16 700 *36,150	*14 050 *30,450	12 700 *27,350	*12 100 *26,200	10 000 *21,500	*7250 *16,000	*7250 *16,000	11 380 37'3"
3000 mm 10'0"	kg lb			*22 000 *47,600	*22 000 *47,500	*17 300 *37,450	15 950 *34,450	*14 300 *30,950	12 300 *26,450	*12 100 *26,100	9800 *21,050	*7500 *16,450	*7500 *16,450	11 570 37'11"
1500 mm 5'0"	kg lb			*22 100 *47,950	21 050 *45,300	*17 400 *37,700	15 350 *33,100	*14 250 *30,800	11 900 *25,650	*11 800 *25,500	9600 *20,650	*7900 *17,350	*7900 *17,350	11 550 37'10"
0 mm 0'0"	kg lb	*26,000	*26,000	*20 950 *45,550	20 550 *44,200	*16 800 *36,450	14 950 *32,250	*13 700 *29,600	11 650 *25,100	*11 100 *23,850	9450 *20,350	*8500 *18,700	*8500 *18,700	11 330 37'2"
-1500 mm -5'0"	kg lb	*16 850 *36,650	*16 850 *36,650	*18 700 *40,650	*18 700 *40,650	*15 400 *33,250	14 800 *31,850	*12 500 *26,850	11 550 *24,850	*9650 *20,300	9400 *20,300	*8650 *19,000	*8650 *19,000	10 900 35'8"
-3000 mm -10'0"	kg lb			*15 400 *33,300	*15 400 *33,300	*12 900 *27,800	*12 900 *27,800	*10 250 *21,800	*10 250 *21,800			*7950 *17,650	*7950 *17,650	10 050 32'8"



ISO 10567



* Indicates that the load is limited by hydraulic lifting capacity rather than tipping load. The above loads are in compliance with hydraulic excavator lift capacity standard ISO 10567:2007. They do not exceed 87% of hydraulic lifting capacity or 75% of tipping load. Weight of all lifting accessories must be deducted from the above lifting capacities. Lifting capacities are based on the machine standing on a firm, uniform supporting surface. The use of a work tool attachment point to handle/lift objects, could affect the machine lift performance.

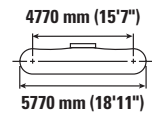
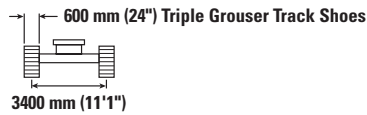
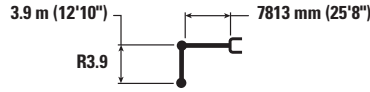
Lift capacity stays with ±5% for all available track shoes.

Always refer to the appropriate Operation and Maintenance Manual for specific product information.

352 UHD Hydraulic Excavator Specifications

Retrofit Boom (straight position) – with Bucket Linkages, without Bucket, Heavy Lift: On

Hydraulic Variable Gauge Undercarriage



		4500 mm/15'0"		6000 mm/20'0"		7500 mm/25'0"		9000 mm/30'0"		10 500 mm/35'0"		mm ft/in		
12 000 mm 40'0"	kg lb			*10 800	*10 800							*9600 *21,750	*9600 *21,750	6270 19'6"
10 500 mm 35'0"	kg lb					*10 950 *22,350	*10 950 *22,350					*8200 *18,300	*8200 *18,300	8170 26'2"
9000 mm 30'0"	kg lb					*12 350 *26,850	*12 350 *26,850	*10 050 *19,700	*10 050 *19,700			*7600 *16,800	*7600 *16,800	9450 30'7"
7500 mm 25'0"	kg lb			*13 100 *28,650	*13 100 *28,650	*13 400 *29,200	*13 400 *29,200	*12 350 *26,400	*12 350 *26,400			*7300 *16,100	*7300 *16,100	10 360 33'9"
6000 mm 20'0"	kg lb	*19 400 *39,900	*19 400 *39,900	*17 300 *36,900	*17 300 *36,900	*15 900 *34,450	*15 900 *34,450	*13 700 *29,700	*12 900 *27,800	*10 500 *20,700	10 050 *20,700	*7200 *15,850	*7200 *15,850	10 990 35'11"
4500 mm 15'0"	kg lb			*20 800 *45,000	*20 800 *45,000	*16 700 *36,150	16 500 35,500	*14 050 *30,450	12 550 26,950	*12 100 *26,200	9850 21,200	*7250 *16,000	*7250 *16,000	11 380 37'3"
3000 mm 10'0"	kg lb			*22 000 *47,600	21 700 46,850	*17 300 *37,450	15 750 33,950	*14 300 *30,950	12 100 26,100	*12 100 *26,100	9650 20,750	*7500 *16,450	*7500 *16,450	11 570 37'11"
1500 mm 5'0"	kg lb			*22 100 *47,950	20 750 44,650	*17 400 *37,700	15 150 32,650	*14 250 *30,800	11 750 25,300	*11 800 *25,500	9450 20,300	*7900 *17,350	*7900 *17,350	11550 37'10"
0 mm 0'0"	kg lb	*26,000	*26,000	*20 950 *45,550	20 250 43,550	*16 800 *36,450	14 750 31,800	*13 700 *29,600	11 500 24,750	*11 100 *23,850	9300 20,050	*8500 *18,700	8400 18,500	11 330 37'2"
-1500 mm -5'0"	kg lb	*16 850 *38,650	*16 850 *38,650	*18 700 *40,650	*18 700 *40,650	*15 400 *33,250	14 550 31,400	*12 500 *26,850	11 350 24,500	9650 *20,300	9250 20,000	*8650 *19,000	*8650 *19,000	10 900 35'8"
-3000 mm -10'0"	kg lb			*15 400 *33,300	*15 400 *33,300	*12 900 *27,800	*12 900 *27,800	*10 250 *21,800	*10 250 *21,800			*7950 *17,650	*7950 *17,650	10 050 32'8"



ISO 10567



* Indicates that the load is limited by hydraulic lifting capacity rather than tipping load. The above loads are in compliance with hydraulic excavator lift capacity standard ISO 10567:2007. They do not exceed 87% of hydraulic lifting capacity or 75% of tipping load. Weight of all lifting accessories must be deducted from the above lifting capacities. Lifting capacities are based on the machine standing on a firm, uniform supporting surface. The use of a work tool attachment point to handle/lift objects, could affect the machine lift performance.

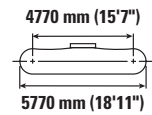
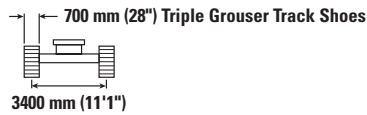
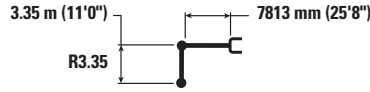
Lift capacity stays with ±5% for all available track shoes.

Always refer to the appropriate Operation and Maintenance Manual for specific product information.

352 UHD Hydraulic Excavator Specifications

Retrofit Boom (straight position) – with Bucket Linkages, without Bucket, Heavy Lift: On

Wider Hydraulic Variable Gauge Undercarriage



Boom Length	Unit	4500 mm/15'0"		6000 mm/20'0"		7500 mm/25'0"		9000 mm/30'0"		10 500 mm/35'0"		mm ft/in		
		kg lb	kg lb	kg lb	kg lb	kg lb	kg lb	kg lb	kg lb	kg lb	kg lb	kg lb	kg lb	
12 000 mm 40'0"	kg lb											*11 650	*11 650	5390
10 500 mm 35'0"	kg lb			*14 250 *31,050	*14 250 *31,050	*9650	*9650					*9550 *21,350	*9550 *21,350	7520 24'0"
9000 mm 30'0"	kg lb			*14 350 *31,650	*14 350 *31,650	*14 050 *30,250	*14 050 *30,250					*8650 *19,150	*8650 *19,150	8900 28'9"
7500 mm 25'0"	kg lb			*15 650 *34,100	*15 650 *34,100	*15 600 *33,850	*15 600 *33,850	*13 500 *28,050	13 200			*8200 *18,100	*8200 *18,100	9860 32'1"
6000 mm 20'0"	kg lb	*26 350 *56,650	*26 350 *56,650	*20 050 *43,300	*20 050 *43,300	*16 450 *35,650	*16 450 *35,650	*14 100 *30,550	13 000 27,900	*8200	8200	*8050 *17,700	*8050 *17,700	10 520 34'4"
4500 mm 15'0"	kg lb			*21 500 *46,500	*21 500 *46,500	*17 150 *37,100	16 550 35,650	*14 350 *31,100	12 650 27,200	*12 250 *24,350	9950 21,400	*8050 *17,750	*8050 *17,750	10 930 35'9"
3000 mm 10'0"	kg lb			*22 400 *48,450	21 750 46,950	*17 600 *38,100	15 850 34,250	*14 500 *31,350	12 250 26,400	*12 100 *26,150	9800 21,050	*8250 *18,200	*8250 *18,200	11 120 36'5"
1500 mm 5'0"	kg lb			*22 000 *47,750	20 950 45,150	*17 450 *37,850	15 350 33,100	*14 250 *30,850	11 950 25,750	*11 700 *25,100	9650 20,750	*8650 *19,050	*8650 *19,050	11 100 36'4"
0 mm 0'0"	kg lb			*20 300 *44,200	*20 300 *44,200	*16 550 *35,900	15 050 32,400	*13 500 *29,150	11 750 25,300	*10 650 *22,600	9550 20,600	*9300 *20,500	9150 20,100	10 880 35'8"
-1500 mm -5'0"	kg lb			*17 650 *38,350	*17 650 *38,350	*14 800 *31,950	*14 800 *31,950	*11 950 *25,650	11 650 25,150			*8650 *19,000	*8650 *19,000	10 430 34'2"
-3000 mm -10'0"	kg lb					*11 900 *25,500	*11 900 *25,500					*9250 *20,650	*9250 *20,650	8960 28'11"



ISO 10567



* Indicates that the load is limited by hydraulic lifting capacity rather than tipping load. The above loads are in compliance with hydraulic excavator lift capacity standard ISO 10567:2007. They do not exceed 87% of hydraulic lifting capacity or 75% of tipping load. Weight of all lifting accessories must be deducted from the above lifting capacities. Lifting capacities are based on the machine standing on a firm, uniform supporting surface. The use of a work tool attachment point to handle/lift objects, could affect the machine lift performance.

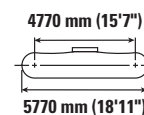
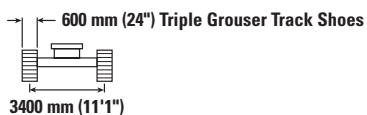
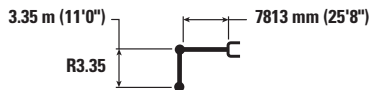
Lift capacity stays with ±5% for all available track shoes.

Always refer to the appropriate Operation and Maintenance Manual for specific product information.

352 UHD Hydraulic Excavator Specifications

Retrofit Boom (straight position) – with Bucket Linkages, without Bucket, Heavy Lift: On

Hydraulic Variable Gauge Undercarriage



		4500 mm/15'0"		6000 mm/20'0"		7500 mm/25'0"		9000 mm/30'0"		10 500 mm/35'0"		mm ft/in		
12 000 mm 40'0"	kg lb											*11 650	*11 650	5390
10 500 mm 35'0"	kg lb			*14 250 *31,050	*14 250 *31,050	*9650	*9650					*9550 *21,350	*9550 *21,350	7520 24'0"
9000 mm 30'0"	kg lb			*14 350 *31,650	*14 350 *31,650	*14 050 *30,250	*14 050 *30,250					*8650 *19,150	*8650 *19,150	8900 28'9"
7500 mm 25'0"	kg lb			*15 650 *34,100	*15 650 *34,100	*15 600 *33,850	*15 600 *33,850	*13 500 *28,050	13 050 27,950			*8200 *18,100	*8200 *18,100	8960 32'1"
6000 mm 20'0"	kg lb	*26 350 *56,650	*26 350 *56,650	*20 050 *43,300	*20 050 *43,300	*16 450 *35,650	*16 450 *35,650	*14 100 *30,550	12 800 27,550	*8200	*8200	*8050 *17,700	*8050 *17,700	10 520 34'4"
4500 mm 15'0"	kg lb			*21 500 *46,500	*21 500 *46,500	*17 150 *37,100	16 300 35,200	*14 350 *31,100	12 450 26,800	*12 250 *24,350	9850 21,100	*8050 *17,750	*8050 *17,750	10 930 35'9"
3000 mm 10'0"	kg lb			*22 400 *48,450	21 450 46,300	*17 600 *38,100	15 650 33,750	*14 500 *31,350	12 100 26,050	*12 100 *26,150	9650 20,750	*8250 *18,200	*8250 *18,200	11 120 36'5"
1500 mm 5'0"	kg lb			*22 000 *47,750	20 650 44,500	*17 450 *37,850	15 150 32,600	*14 250 *30,850	11 750 25,350	*11 700 *25,100	9500 20,450	*8650 *19,050	*8650 *19,050	11 100 36'4"
0 mm 0'0"	kg lb			*20 300 *44,200	*20 300 43,750	*16 550 *35,900	14 800 31,950	*13 500 *29,150	11 550 24,900	*10 650 *22,600	9400 20,250	*9300 *20,500	9000 19,800	10 880 35'8"
-1500 mm -5'0"	kg lb			*17 650 *38,350	*17 650 *38,350	*14 800 *31,950	14 700 31,700	*11 950 *25,650	11 500 24,800			*8650 *19,000	*8650 *19,000	10 430 34'2"
-3000 mm -10'0"	kg lb					*11 900 *25,500	*11 900 *25,500					*9250 *20,650	*9250 *20,650	8960 28'11"



ISO 10567



* Indicates that the load is limited by hydraulic lifting capacity rather than tipping load. The above loads are in compliance with hydraulic excavator lift capacity standard ISO 10567:2007. They do not exceed 87% of hydraulic lifting capacity or 75% of tipping load. Weight of all lifting accessories must be deducted from the above lifting capacities. Lifting capacities are based on the machine standing on a firm, uniform supporting surface. The use of a work tool attachment point to handle/lift objects, could affect the machine lift performance.

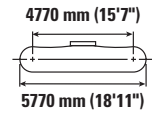
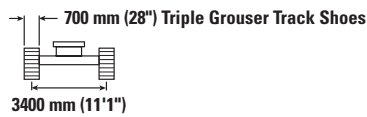
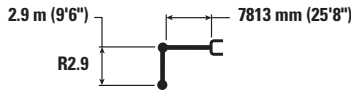
Lift capacity stays with ±5% for all available track shoes.

Always refer to the appropriate Operation and Maintenance Manual for specific product information.

352 UHD Hydraulic Excavator Specifications

Retrofit Boom (straight position) – with Bucket Linkages, without Bucket, Heavy Lift: On

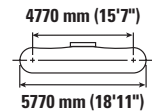
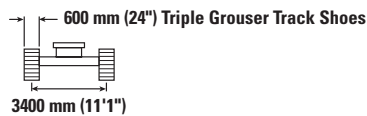
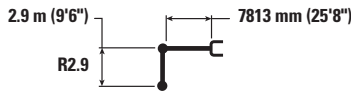
Wider Hydraulic Variable Gauge Undercarriage



		4500 mm/15'0"		6000 mm/20'0"		7500 mm/25'0"		9000 mm/30'0"		10 500 mm/35'0"		mm ft/in		
10 500 mm 35'0"	kg lb			*16 000 *33,600	*16 000 *33,600							*11 500 *25,800	*11 500 *25,800	6860 21'9"
9000 mm 30'0"	kg lb			*17 000 *37,250	*17 000 *37,250	*15 650 *32,750	*15 650 *32,750					*10 300 *22,800	*10 300 *22,800	8350 27'0"
7500 mm 25'0"	kg lb			*19 050 *41,300	*19 050 *41,300	*16 250 *35,350	*16 250 *35,350	*13 700 *26,050	13 050 *26,050			*9700 *21,450	*9700 *21,450	9370 30'6"
6000 mm 20'0"	kg lb	*27 550 *59,150	*27 550 *59,150	*20 650 *44,600	*20 650 *44,600	*16 800 *36,450	*16 800 *36,450	*14 350 *31,150	12 900 27,700			*9500 *20,950	*9500 *20,950	10 060 32'10"
4500 mm 15'0"	kg lb			*22 000 *47,500	*22 000 *47,500	*17 400 *37,700	16 400 35,350	*14 550 *31,500	12 550 27,050			*9550 *21,000	*9550 *21,000	10 490 34'4"
3000 mm 10'0"	kg lb			*22 500 *48,750	21 500 46,450	*17 700 *38,350	15 800 34,050	*14 550 *31,500	12 200 26,350	*12 000 *22,300	9800 21,050	*9800 *21,600	9550 21,000	10 690 35'0"
1500 mm 5'0"	kg lb			*21 600 *47,000	20 900 45,000	*17 400 *37,700	15 300 33,000	*14 200 *30,650	11 950 25,750	*11 350 *22,800	9650 20,800	*10 300 *22,700	9450 20,800	10 670 35'0"
0 mm 0'0"	kg lb			*19 500 *42,500	*19 500 *42,500	*16 250 *35,200	15 050 32,500	*13 200 *28,450	11 800 25,400			*10 050 *22,150	9700 21,400	10 440 34'2"
-1500 mm -5'0"	kg lb			*16 450 *35,900	*16 450 *35,900	*14 150 *30,550	*14 150 *30,550	*11 300 *24,150	*11 300 *24,150			*8800 *19,350	*8800 *19,350	9970 32'7"

Retrofit Boom (straight position) – with Bucket Linkages, without Bucket, Heavy Lift: On

Hydraulic Variable Gauge Undercarriage



		4500 mm/15'0"		6000 mm/20'0"		7500 mm/25'0"		9000 mm/30'0"		10 500 mm/35'0"		mm ft/in		
10 500 mm 35'0"	kg lb			*16 000 *33,600	*16 000 *33,600							*11 500 *25,800	*11 500 *25,800	6860 21'9"
9000 mm 30'0"	kg lb			*17 000 *37,250	*17 000 *37,250	*15 650 *32,750	*15 650 *32,750					*10 300 *22,800	*10 300 *22,800	8350 27'0"
7500 mm 25'0"	kg lb			*19 050 *41,300	*19 050 *41,300	*16 250 *35,350	*16 250 *35,350	*13 700 *26,050	12 900 *26,050			*9700 *21,450	*9700 *21,450	9370 30'6"
6000 mm 20'0"	kg lb	*27 550 *59,150	*27 550 *59,150	*20 650 *44,600	*20 650 *44,600	*16 800 *36,450	*16 800 *36,250	*14 350 *31,150	12 700 27,300			*9500 *20,950	*9500 *20,950	10 060 32'10"
4500 mm 15'0"	kg lb			*22 000 *47,500	*22 000 *47,500	*17 400 *37,700	16 200 34,900	*14 550 *31,500	12 400 26,650			*9550 *21,000	*9550 *21,000	10 490 34'4"
3000 mm 10'0"	kg lb			*22 500 *48,750	21 200 45,800	*17 700 *38,350	15 550 33,550	*14 550 *31,500	12 050 25,950	*12 000 *22,300	9650 20,750	*9800 *21,600	9400 20,700	10 690 35'0"
1500 mm 5'0"	kg lb			*21 600 *47,000	20 600 44,350	*17 400 *37,700	15 100 32,550	*14 200 *30,650	11 750 25,350	*11 350 *22,800	9500 20,500	*10 300 *22,700	9300 20,500	10 670 35'0"
0 mm 0'0"	kg lb			*19 500 *42,500	*19 500 *42,500	*16 250 *35,200	14 850 32,000	*13 200 *28,450	11 600 25,000			*10 050 *22,150	9550 21,050	10 440 34'2"
-1500 mm -5'0"	kg lb			*16 450 *35,900	*16 450 *35,900	*14 150 *30,550	*14 150 *30,550	*11 300 *24,150	*11 300 *24,150			*8800 *19,350	*8800 *19,350	9970 32'7"



ISO 10567



* Indicates that the load is limited by hydraulic lifting capacity rather than tipping load. The above loads are in compliance with hydraulic excavator lift capacity standard ISO 10567:2007. They do not exceed 87% of hydraulic lifting capacity or 75% of tipping load. Weight of all lifting accessories must be deducted from the above lifting capacities. Lifting capacities are based on the machine standing on a firm, uniform supporting surface. The use of a work tool attachment point to handle/lift objects, could affect the machine lift performance.

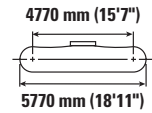
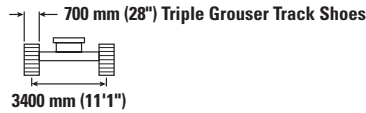
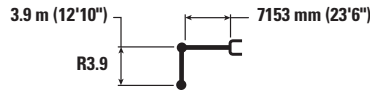
Lift capacity stays with ±5% for all available track shoes.

Always refer to the appropriate Operation and Maintenance Manual for specific product information.

352 UHD Hydraulic Excavator Specifications

Retrofit Boom (bent position) – with Bucket Linkages, without Bucket, Heavy Lift: On

Wider Hydraulic Variable Gauge Undercarriage



Boom Length	Unit	3000 mm/10'0"		4500 mm/15'0"		6000 mm/20'0"		7500 mm/25'0"		9000 mm/30'0"		10 500 mm/35'0"		mm ft/in		
		kg lb	kg lb	kg lb	kg lb	kg lb	kg lb	kg lb	kg lb	kg lb	kg lb	kg lb	kg lb	kg lb	kg lb	mm ft/in
9000 mm 30'0"	kg lb													*7450 *16,500	*7450 *16,500	8240 26'7"
7500 mm 25'0"	kg lb									*8750 *16,650	*8750 *16,650			*7200 *15,900	*7200 *15,900	9270 30'2"
6000 mm 20'0"	kg lb							*13 550 *29,450	*13 550 *29,450	*11 950 *24,900	*11 950 *24,900			*7250 *15,900	*7250 *15,900	9970 32'6"
4500 mm 15'0"	kg lb					*17 600 *38,000	*17 600 *38,000	*14 700 *31,850	*14 700 *31,850	*12 900 *28,050	*12 900 *28,050			*7450 *16,350	*7450 *16,350	10 400 34'0"
3000 mm 10'0"	kg lb			*27 650 *59,450	*27 650 *59,450	*19 850 *42,900	*19 850 *42,900	*15 900 *34,500	*15 900 *34,500	*13 550 *29,450	12 800 27,550	*8750 *8750		*7850 *17,250	*7850 *17,250	10 600 34'9"
1500 mm 5'0"	kg lb			*21 850 *51,450	*21 850 *51,450	*21 550 *46,600	*21 550 *46,600	*16 950 *36,650	16 100 34,650	*14 100 *30,600	12 400 26,700	*9400 *9400		*8500 *18,700	*8500 *18,700	10 580 34'8"
0 mm 0'0"	kg lb			*22 500 *51,800	*22 500 *51,800	*22 250 *48,200	21 350 46,000	*17 450 *37,800	15 550 33,550	*14 350 *31,050	12 050 26,000			*9500 *20,950	*9500 *20,950	10 350 33'11"
-1500 mm -5'0"	kg lb	*16 100 *36,200	*16 100 *36,200	*27 700 *62,550	*27 700 *62,550	*21 900 *47,400	21 000 45,150	*17 300 *37,400	15 250 32,900	*14 050 *30,300	11 900 25,600			*11 150 *24,650	10 500 23,150	9870 32'4"
-3000 mm -10'0"	kg lb	*23 000 *51,800	*23 000 *51,800	*26 150 *56,650	*26 150 *56,650	*20 350 *44,050	*20 350 *44,050	*16 150 *34,850	15 200 32,700	*12 750 11 850				*12 450 *27,350	11 650 25,800	9130 29'10"
-4500 mm -15'0"	kg lb			*21 850 *47,050	*21 850 *47,050	*17 400 *37,300	*17 400 *37,300	*13 550 *28,700	*13 550 *28,700					*12 100 *26,600	*12 100 *26,600	8030 26'1"



ISO 10567



* Indicates that the load is limited by hydraulic lifting capacity rather than tipping load. The above loads are in compliance with hydraulic excavator lift capacity standard ISO 10567:2007. They do not exceed 87% of hydraulic lifting capacity or 75% of tipping load. Weight of all lifting accessories must be deducted from the above lifting capacities. Lifting capacities are based on the machine standing on a firm, uniform supporting surface. The use of a work tool attachment point to handle/lift objects, could affect the machine lift performance.

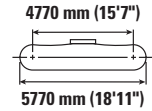
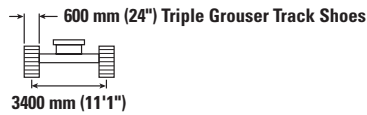
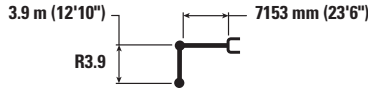
Lift capacity stays with ±5% for all available track shoes.

Always refer to the appropriate Operation and Maintenance Manual for specific product information.

352 UHD Hydraulic Excavator Specifications

Retrofit Boom (bent position) – with Bucket Linkages, without Bucket, Heavy Lift: On

Wider Hydraulic Variable Gauge Undercarriage



Boom Length	Unit	3000 mm/10'0"		4500 mm/15'0"		6000 mm/20'0"		7500 mm/25'0"		9000 mm/30'0"		10 500 mm/35'0"		mm ft/in		
		kg lb	kg lb	kg lb	kg lb	kg lb	kg lb	kg lb	kg lb	kg lb	kg lb	kg lb	kg lb	kg lb	kg lb	mm ft/in
9000 mm 30'0"	kg lb													*7450 *16,500	*7450 *16,500	8240 26'7"
7500 mm 25'0"	kg lb									*8750 *16,650	*8750 *16,650			*7200 *15,900	*7200 *15,900	9270 30'2"
6000 mm 20'0"	kg lb							*13 550 *29,450	*13 550 *29,450	*11 950 *24,900	*11 950 *24,900			*7250 *15,900	*7250 *15,900	9970 32'6"
4500 mm 15'0"	kg lb					*17 600 *38,000	*17 600 *38,000	*14 700 *31,850	*14 700 *31,850	*12 900 *28,050	*12 900 *28,050			*7450 *16,350	*7450 *16,350	10 400 34'0"
3000 mm 10'0"	kg lb			*27 650 *59,450	*27 650 *59,450	*19 850 *42,900	*19 850 *42,900	*15 900 *34,500	*15 900 *34,500	*13 550 *29,450	12 600 27,150	*8750 *8750		*7850 *17,250	*7850 *17,250	10 600 34'9"
1500 mm 5'0"	kg lb			*21 850 *51,450	*21 850 *51,450	*21 550 *46,600	*21 550 *46,600	*16 950 *36,650	15 850 34,150	*14 100 *30,600	12 200 26,300	*9400 *9400		*8500 *18,700	*8500 *18,700	10 580 34'8"
0 mm 0'0"	kg lb			*22 500 *51,800	*22 500 *51,800	*22 250 *48,200	21 050 45,350	*17 450 *37,800	15 350 33,050	*14 350 *31,050	11 900 25,600			*9500 *20,950	*9500 *20,950	10 350 33'11"
-1500 mm -5'0"	kg lb	*16 100 *36,200	*16 100 *36,200	*27 700 *62,550	*27 700 *62,550	*21 900 *47,400	20 700 44,550	*17 300 *37,400	15 050 32,400	*14 050 *30,300	11 700 25,200			*11 150 *24,650	10 350 22,800	9870 32'4"
-3000 mm -10'0"	kg lb	*23 000 *51,800	*23 000 *51,800	*26 150 *56,650	*26 150 *56,650	*20 350 *44,050	*20 350 *44,050	*16 150 *34,850	14 950 32,250	*12 750 *27,350	11 700 25,400			*12 450 *27,350	11 500 25,400	9130 29'10"
-4500 mm -15'0"	kg lb			*21 850 *47,050	*21 850 *47,050	*17 400 *37,300	*17 400 *37,300	*13 550 *28,700	*13 550 *28,700					*12 100 *26,600	*12 100 *26,600	8030 26'1"



ISO 10567



* Indicates that the load is limited by hydraulic lifting capacity rather than tipping load. The above loads are in compliance with hydraulic excavator lift capacity standard ISO 10567:2007. They do not exceed 87% of hydraulic lifting capacity or 75% of tipping load. Weight of all lifting accessories must be deducted from the above lifting capacities. Lifting capacities are based on the machine standing on a firm, uniform supporting surface. The use of a work tool attachment point to handle/lift objects, could affect the machine lift performance.

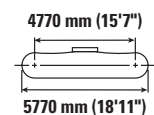
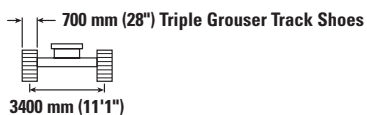
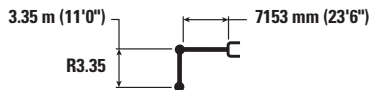
Lift capacity stays with ±5% for all available track shoes.



Always refer to the appropriate Operation and Maintenance Manual for specific product information.

352 UHD Hydraulic Excavator Specifications

Retrofit Boom (bent position) – with Bucket Linkages, without Bucket, Heavy Lift: On

Wider Hydraulic Variable Gauge Undercarriage



	3000 mm/10'0"		4500 mm/15'0"		6000 mm/20'0"		7500 mm/25'0"		9000 mm/30'0"				mm ft/in	
	kg lb	kg lb	kg lb	kg lb	kg lb	kg lb	kg lb	kg lb	kg lb	kg lb	kg lb	kg lb		
9000 mm 30'0"														
7500 mm 25'0"														
6000 mm 20'0"														
4500 mm 15'0"														
3000 mm 10'0"														
1500 mm 5'0"														
0 mm 0'0"														
-1500 mm -5'0"														
-3000 mm -10'0"														
-4500 mm -15'0"														



ISO 10567



* Indicates that the load is limited by hydraulic lifting capacity rather than tipping load. The above loads are in compliance with hydraulic excavator lift capacity standard ISO 10567:2007. They do not exceed 87% of hydraulic lifting capacity or 75% of tipping load. Weight of all lifting accessories must be deducted from the above lifting capacities. Lifting capacities are based on the machine standing on a firm, uniform supporting surface. The use of a work tool attachment point to handle/lift objects, could affect the machine lift performance.

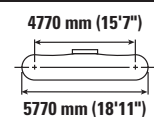
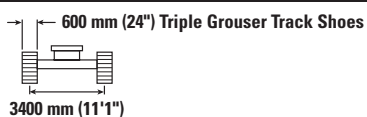
Lift capacity stays with ±5% for all available track shoes.

Always refer to the appropriate Operation and Maintenance Manual for specific product information.

352 UHD Hydraulic Excavator Specifications

Retrofit Boom (bent position) – with Bucket Linkages, without Bucket, Heavy Lift: On

Hydraulic Variable Gauge Undercarriage



Boom Length	Unit	3000 mm/10'0"		4500 mm/15'0"		6000 mm/20'0"		7500 mm/25'0"		9000 mm/30'0"		mm ft/in		
		kg lb	kg lb	kg lb	kg lb	kg lb	kg lb	kg lb	kg lb	kg lb	kg lb	kg lb	kg lb	
9000 mm 30'0"	kg lb							*9950	*9950			*8450 *18,650	*8450 *18,650	7730 24'10"
7500 mm 25'0"	kg lb							*13 600 *29,750	*13 600 *29,750			*8100 *17,800	*8100 *17,800	8820 28'8"
6000 mm 20'0"	kg lb							*14 300 *31,100	*14 300 *31,100	*12 250 *24,450	*12 250 *24,450	*8050 *17,700	*8050 *17,700	9550 31'2"
4500 mm 15'0"	kg lb			*25 050 *53,700	*25 050 *53,700	*18 650 *40,250	*18 650 *40,250	*15 400 *33,350	*15 400 *33,350	*13 450 *29,250	12 950 27,800	*8250 *18,100	*8250 *18,100	10 000 32'8"
3000 mm 10'0"	kg lb			*20 800 *52,400	*20 800 *52,400	*20 750 *44,850	*20 750 *44,850	*16 500 *35,800	16 400 35,350	*14 000 *30,400	12 550 27,050	*8650 *19,000	*8650 *19,000	10 210 33'5"
1500 mm 5'0"	kg lb			*15 550 *36,950	*15 550 *36,950	*22 150 *47,900	21 650 46,700	*17 350 *37,600	15 800 34,050	*14 400 *31,250	12 200 26,300	*9350 *20,550	*9350 *20,550	10 190 33'5"
0 mm 0'0"	kg lb			*19 550 *45,150	*19 550 *45,150	*22 450 *48,600	21 050 45,350	*17 650 *38,250	15 350 33,100	*14 450 *31,300	11 950 25,700	*10 450 *23,000	10 400 22,900	9940 32'7"
-1500 mm -5'0"	kg lb	*15 450 *34,800	*15 450 *34,800	*26 950 *60,450	*26 950 *60,450	*21 650 *46,900	20 800 44,800	*17 200 *37,150	15 150 32,600	*13 800 *29,700	11 800 25,450	*12 250 *27,100	11 100 24,450	9450 30'11"
-3000 mm -10'0"	kg lb			*24 600 *53,350	*24 600 *53,350	*19 650 *42,450	*19 650 *42,450	*15 600 *33,550	15 150 32,650			*12 650 *27,850	12 500 27,650	8670 28'3"
-4500 mm -15'0"	kg lb					*15 900 *34,000	*15 900 *34,000	*11 850 *26,550	*11 850 *26,550			*11 850 *26,550	*11 850 *26,550	7510 24'1"



ISO 10567



* Indicates that the load is limited by hydraulic lifting capacity rather than tipping load. The above loads are in compliance with hydraulic excavator lift capacity standard ISO 10567:2007. They do not exceed 87% of hydraulic lifting capacity or 75% of tipping load. Weight of all lifting accessories must be deducted from the above lifting capacities. Lifting capacities are based on the machine standing on a firm, uniform supporting surface. The use of a work tool attachment point to handle/lift objects, could affect the machine lift performance.

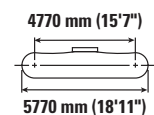
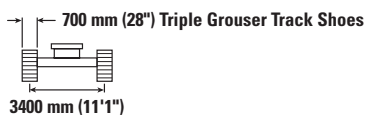
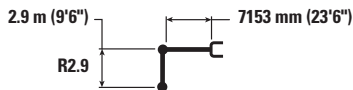
Lift capacity stays with ±5% for all available track shoes.












Always refer to the appropriate Operation and Maintenance Manual for specific product information.

352 UHD Hydraulic Excavator Specifications

Retrofit Boom (bent position) – with Bucket Linkages, without Bucket, Heavy Lift: On

Wider Hydraulic Variable Gauge Undercarriage



		4500 mm/15'0"		6000 mm/20'0"		7500 mm/25'0"		9000 mm/30'0"				mm ft/in
												
9000 mm 30'0"	kg lb									*10 000 *22,250	*10 000 *22,250	7180 23'1"
7500 mm 25'0"	kg lb					*14 300 *31,250	*14 300 *31,250			*9550 *21,100	*9550 *21,100	8350 27'1"
6000 mm 20'0"	kg lb			*17 350 *37,550	*17 350 *37,550	*14 900 *32,400	*14 900 *32,400	*10 900	*10 900	*9500 *20,950	*9500 *20,950	9110 29'9"
4500 mm 15'0"	kg lb	*26 650 *57,100	*26 650 *57,100	*19 450 *41,950	*19 450 *41,950	*15 900 *34,500	*15 900 *34,500	*13 850 *30,150	13 000 27,950	*9750 *21,450	*9750 *21,450	9590 31'4"
3000 mm 10'0"	kg lb			*21 400 *46,150	*21 400 *46,150	*16 950 *36,650	16 500 35,550	*14 300 *31,050	12 650 27,250	*10 300 *22,650	*10 300 *22,650	9800 32'1"
1500 mm 5'0"	kg lb			*22 450 *48,600	21 800 47,000	*17 600 *38,150	15 950 34,350	*14 600 *31,600	12 350 26,600	*11 200 *24,600	10 950 24,150	9790 32'1"
0 mm 0'0"	kg lb	*18 150 *42,250	*18 150 *42,250	*22 400 *48,550	21 350 45,950	*17 700 *38,350	15 600 33,550	*14 450 *31,150	12 150 26,150	*12 650 *27,850	11 250 24,750	9530 31'2"
-1500 mm -5'0"	kg lb	*26 500 *57,800	*26 500 *57,800	*21 200 *46,000	21 200 45,600	*16 950 *36,600	15 400 33,250	*13 350	12 100	*13 350 *29,400	12 050 26,600	9010 29'6"
-3000 mm -10'0"	kg lb	*23 000 *49,950	*23 000 *49,950	*18 800 *40,600	*18 800 *40,600	*14 900 *31,900	*14 900 *31,900			*13 000 *28,550	*13 000 *28,550	8190 26'8"



ISO 10567



* Indicates that the load is limited by hydraulic lifting capacity rather than tipping load. The above loads are in compliance with hydraulic excavator lift capacity standard ISO 10567:2007. They do not exceed 87% of hydraulic lifting capacity or 75% of tipping load. Weight of all lifting accessories must be deducted from the above lifting capacities. Lifting capacities are based on the machine standing on a firm, uniform supporting surface. The use of a work tool attachment point to handle/lift objects, could affect the machine lift performance.

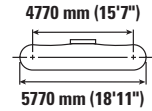
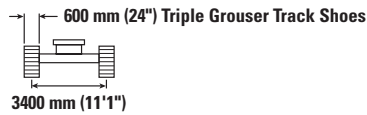
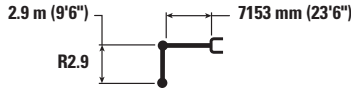
Lift capacity stays with $\pm 5\%$ for all available track shoes.













Always refer to the appropriate Operation and Maintenance Manual for specific product information.

352 UHD Hydraulic Excavator Specifications

Retrofit Boom (bent position) – with Bucket Linkages, without Bucket, Heavy Lift: On

Hydraulic Variable Gauge Undercarriage



	4500 mm/15'0"		6000 mm/20'0"		7500 mm/25'0"		9000 mm/30'0"				mm ft/in	
												
9000 mm 30'0"	kg lb									*10 000 *22,250	*10 000 *22,250	7180 23'1"
7500 mm 25'0"	kg lb					*14 300 *31,250	*14 300 *31,250			*9550 *21,100	*9550 *21,100	8350 27'1"
6000 mm 20'0"	kg lb			*17 350 *37,550	*17 350 *37,550	*14 900 *32,400	*14 900 *32,400	*10 900	*10 900	*9500 *20,950	*9500 *20,950	9110 29'9"
4500 mm 15'0"	kg lb	*26 650 *57,100	*26 650 *57,100	*19 450 *41,950	*19 450 *41,950	*15 900 *34,500	*15 900 *34,500	*13 850 *30,150	12 850 27,600	*9750 *21,450	*9750 *21,450	9590 31'4"
3000 mm 10'0"	kg lb			*21 400 *46,150	*21 400 *46,150	*16 950 *36,650	16 300 35,100	*14 300 *31,050	12 500 26,900	*10 300 *22,650	*10 300 *22,650	9800 32'1"
1500 mm 5'0"	kg lb			*22 450 *48,600	21 500 46,400	*17 600 *38,150	15 750 33,900	*14 600 *31,600	12 200 26,250	*11 200 *24,600	10 800 23,800	9790 32'1"
0 mm 0'0"	kg lb	*18 150 *42,250	*18 150 *42,250	*22 400 *48,550	21 050 45,300	*17 700 *38,350	15 350 33,100	*14 450 *31,150	11 950 25,750	*12 650 *27,850	11 050 24,400	9530 31'2"
-1500 mm -5'0"	kg lb	*26 500 *57,800	*26 500 *57,800	*21 200 *46,000	20 900 44,950	*16 950 *36,600	15 200 32,750	*13 350	11 900	*13 350 *29,400	11 900 26,200	9010 29'6"
-3000 mm -10'0"	kg lb	*23 000 *49,950	*23 000 *49,950	*18 800 *40,600	*18 800 *40,600	*14 900 *31,900	*14 900 *31,900			*13 000 *28,550	*13 000 *28,550	8190 26'8"



ISO 10567



* Indicates that the load is limited by hydraulic lifting capacity rather than tipping load. The above loads are in compliance with hydraulic excavator lift capacity standard ISO 10567:2007. They do not exceed 87% of hydraulic lifting capacity or 75% of tipping load. Weight of all lifting accessories must be deducted from the above lifting capacities. Lifting capacities are based on the machine standing on a firm, uniform supporting surface. The use of a work tool attachment point to handle/lift objects, could affect the machine lift performance.

Lift capacity stays with $\pm 5\%$ for all available track shoes.

Always refer to the appropriate Operation and Maintenance Manual for specific product information.

352 UHD Hydraulic Excavator Specifications

Bucket Specifications and Compatibility – Europe

	Linkage	Width		Capacity		Weight		Fill	Hydraulic Variable Gauge									
		mm	in	m ³	yd ³	kg	lb		%	Bent Position			Straight Position					
										R2.9 m (9'6")	R3.35 m (11'0")	R3.9 (12'10")	R2.9 m (9'6")	R3.35 m (11'0")	R3.9 (12'10")			
Pin-On (No Quick Coupler)																		
Heavy Duty	TB	1650	66	2.41	3.15	2220	4,894	100	●	●	●	●	●	●				
	TB	1850	72	2.69	3.52	2349	5,179	100	●	●	●	●	●	●				
	TB	1900	74	2.78	3.64	2427	5,350	100	●	●	●	●	●	●				
Severe Duty	TB	1700	67	2.41	3.16	2479	5,464	90	●	●	●	●	●	●				
	TB	1550	61	2.14	2.80	2327	5,129	90	●	●	●	●	●	●				
Severe Duty – V Edge	TB	1350	54	1.87	2.44	2053	4,526	90	●	●	●	●	●	●				
	TB	1650	66	2.41	3.15	2367	5,218	90	●	●	●	●	●	●				
	TB	1900	75	2.78	3.64	2723	6,003	90	●	●	●	●	●	●				
Extreme Duty	TB	1700	67	2.41	3.16	2722	6,000	90	●	●	●	●	●	●				
Extreme Duty – V Edge	TB	1950	77	2.78	3.64	2974	6,556	90	●	●	●	●	●	●				
Maximum load with pin-on (payload + bucket)									kg	11 665	9995	9390	9650	9006	8550			
									lb	25,717	22,035	20,701	21,275	19,855	18,850			
With Pin Grabber Coupler																		
Heavy Duty	TB	1650	66	2.41	3.15	2220	4,894	100	●	●	●	●	●	●				
	TB	1850	72	2.69	3.52	2349	5,179	100	●	●	●	●	●	●				
	TB	1900	74	2.78	3.64	2427	5,350	100	●	●	●	●	⊙	●				
Severe Duty	TB	1700	67	2.41	3.16	2479	5,464	90	●	●	●	●	●	●				
	TB	1550	61	2.14	2.80	2327	5,129	90	●	●	●	●	●	●				
Severe Duty – V Edge	TB	1350	54	1.87	2.44	2053	4,526	90	●	●	●	●	●	●				
	TB	1650	66	2.41	3.15	2367	5,218	90	●	●	●	●	●	●				
	TB	1900	75	2.78	3.64	2723	6,003	90	●	●	●	●	●	●				
Extreme Duty	TB	1700	67	2.41	3.16	2722	6,000	90	●	●	●	●	●	●				
Severe Duty – V Edge	TB	1950	77	2.78	3.64	2974	6,556	90	●	●	●	●	⊙	●				
Maximum load with coupler (payload + bucket)									kg	10 612	8944	8337	8597	7953	7497			
									lb	23,395	19,718	18,380	18,953	17,533	16,528			

The above loads are in compliance with hydraulic excavator standard EN474-5:2006 + A3:2013, they do not exceed 87% of hydraulic lifting capacity or 75% of tipping capacity with front linkage fully extended at ground line with bucket curled. Capacity based on ISO 7451:2007.

Maximum Material Density:

- 2100 kg/m³ (3,500 lb/yd³)
- ⊙ 1800 kg/m³ (3,000 lb/yd³)

Caterpillar recommends using appropriate work tools to maximize the value customers receive from our products. Use of work tools, including buckets, which are outside of Caterpillar's recommendations or specifications for weight, dimensions, flows, pressures, etc. may result in less-than-optimal performance, including but not limited to reductions in production, stability, reliability, and component durability. Improper use of a work tool resulting in sweeping, prying, twisting and/or catching of heavy loads will reduce the life of the boom and stick.

352 UHD Hydraulic Excavator Specifications

Bucket Specifications and Compatibility – North America

	Linkage	Width		Capacity		Weight		Fill %	Hydraulic Variable Gauge					
		mm	in	m³	yd³	kg	lb		Bent Position			Straight Position		
									R2.9 m (9'6")	R3.35 m (11'0")	R3.9 (12'10")	R2.9 m (9'6")	R3.35 m (11'0")	R3.9 (12'10")
Pin-On (No Quick Coupler)														
General Duty Capacity	TB	800	30	0.95	1.24	1316	2,901	100	●	●	●	●	●	●
	TB	900	36	1.23	1.60	1447	3,190	100	●	●	●	●	●	●
	TB	1050	42	1.51	1.98	1624	3,580	100	●	●	●	●	●	●
	TB	1200	48	1.80	2.36	1777	3,918	100	●	●	●	●	●	●
	TB	1350	54	2.10	2.74	1893	4,173	100	●	●	●	●	●	●
	TB	1500	60	2.39	3.13	2046	4,511	100	●	●	●	●	●	●
	TB	1700	68	2.78	3.64	2233	4,923	100	●	●	●	●	●	●
	TB	1850	74	3.08	4.04	2356	5,194	100	●	●	●	●	●	●
General Duty Capacity – Wide Tip	TB	900	36	1.35	1.77	1452	3,201	100	●	●	●	●	●	●
	TB	1350	54	2.22	2.90	1965	4,332	100	●	●	●	●	●	●
	TB	1500	60	2.52	3.29	2081	4,588	100	●	●	●	●	●	●
	TB	1650	66	2.81	3.68	2234	4,925	100	●	●	●	●	●	●
	TB	1800	72	3.11	4.07	2351	5,183	100	●	●	●	●	●	●
	TB	1950	77	3.41	4.46	2504	5,520	100	●	●	●	●	⊙	●
Heavy Duty	TB	900	36	1.08	1.41	1600	3,527	100	●	●	●	●	●	●
	TB	1050	42	1.34	1.75	1689	3,724	100	●	●	●	●	●	●
	TB	1200	48	1.60	2.09	1852	4,083	100	●	●	●	●	●	●
	TB	1350	54	1.87	2.44	1979	4,363	100	●	●	●	●	●	●
	TB	1500	60	2.14	2.80	2143	4,724	100	●	●	●	●	●	●
	TB	1650	66	2.41	3.15	2307	5,086	100	●	●	●	●	●	●
	TB	1800	72	2.69	3.52	2437	5,373	100	●	●	●	●	●	●
	TB	1950	77	2.97	3.89	2571	5,660	100	●	●	●	●	●	●
Severe Duty	TB	800	30	0.88	1.15	1514	3,338	90	●	●	●	●	●	●
	TB	900	36	1.08	1.41	1677	3,697	90	●	●	●	●	●	●
	TB	1050	42	1.34	1.75	1775	3,913	90	●	●	●	●	●	●
	TB	1200	48	1.60	2.09	1945	4,288	90	●	●	●	●	●	●
	TB	1400	55	1.87	2.44	2170	4,783	90	●	●	●	●	●	●
	TB	1550	61	2.14	2.80	2369	5,222	90	●	●	●	●	●	●
	TB	1700	67	2.41	3.16	2509	5,531	90	●	●	●	●	●	●
	TB	1850	74	2.69	3.52	2709	5,972	90	●	●	●	●	●	●
	TB	2000	81	2.97	3.89	2871	6,333	90	●	●	●	●	●	●
Extreme Duty	TB	1250	49	1.60	2.09	2194	4,836	90	●	●	●	●	●	●
	TB	1400	55	1.87	2.44	2334	5,145	90	●	●	●	●	●	●
Extreme Duty V Edge Power	TB	1550	61	2.00	2.59	2562	5,647	90	●	●	●	●	●	●
Clean Up	TB	2000	78	2.80	3.66	2036	4,489	100	●	●	●	●	●	●
Maximum load with pin-on (payload + bucket)								kg	11,665	9995	9390	9650	9006	8550
								lb	25,717	22,035	20,701	21,275	19,855	18,850

The above loads are in compliance with hydraulic excavator standard EN474-5:2006 + A3:2013, they do not exceed 87% of hydraulic lifting capacity or 75% of tipping capacity with front linkage fully extended at ground line with bucket curled. Capacity based on ISO 7451:2007.

Maximum Material Density:

- 2100 kg/m³ (3,500 lb/yd³)
- ⊙ 1800 kg/m³ (3,000 lb/yd³)

Caterpillar recommends using appropriate work tools to maximize the value customers receive from our products. Use of work tools, including buckets, which are outside of Caterpillar's recommendations or specifications for weight, dimensions, flows, pressures, etc. may result in less-than-optimal performance, including but not limited to reductions in production, stability, reliability, and component durability. Improper use of a work tool resulting in sweeping, prying, twisting and/or catching of heavy loads will reduce the life of the boom and stick.

(continued on next page)

352 UHD Hydraulic Excavator Specifications

Bucket Specifications and Compatibility – North America (continued)

	Linkage	Width		Capacity		Weight		Fill	Hydraulic Variable Gauge						
		mm	in	m ³	yd ³	kg	lb		%	Bent Position			Straight Position		
										R2.9 m (9'6")	R3.35 m (11'0")	R3.9 (12'10")	R2.9 m (9'6")	R3.35 m (11'0")	R3.9 (12'10")
With Pin Grabber Coupler															
General Duty Capacity	TB	800	30	0.95	1.24	1316	2,901	100	●	●	●	●	●	●	
	TB	900	36	1.23	1.60	1447	3,190	100	●	●	●	●	●	●	
	TB	1050	42	1.51	1.98	1624	3,580	100	●	●	●	●	●	●	
	TB	1200	48	1.80	2.36	1777	3,918	100	●	●	●	●	●	●	
	TB	1350	54	2.10	2.74	1893	4,173	100	●	●	●	●	●	●	
	TB	1500	60	2.39	3.13	2046	4,511	100	●	●	●	●	●	●	
	TB	1700	68	2.78	3.64	2233	4,923	100	●	●	●	●	●	⊙	
	TB	1850	74	3.08	4.04	2356	5,194	100	●	●	⊙	●	⊙	⊖	
General Duty Capacity – Wide Tip	TB	900	36	1.35	1.77	1452	3,201	100	●	●	●	●	●	●	
	TB	1350	54	2.22	2.90	1965	4,332	100	●	●	●	●	●	●	
	TB	1500	60	2.52	3.29	2081	4,588	100	●	●	●	●	●	●	
	TB	1650	66	2.81	3.68	2234	4,925	100	●	●	●	●	●	⊙	
	TB	1800	72	3.11	4.07	2351	5,183	100	●	●	⊙	●	⊙	⊖	
	TB	1950	77	3.41	4.46	2504	5,520	100	●	⊙	⊙	⊙	⊖	⊖	
Heavy Duty	TB	900	36	1.08	1.41	1600	3,527	100	●	●	●	●	●	●	
	TB	1050	42	1.34	1.75	1689	3,724	100	●	●	●	●	●	●	
	TB	1200	48	1.60	2.09	1852	4,083	100	●	●	●	●	●	●	
	TB	1350	54	1.87	2.44	1979	4,363	100	●	●	●	●	●	●	
	TB	1500	60	2.14	2.80	2143	4,724	100	●	●	●	●	●	●	
	TB	1650	66	2.41	3.15	2307	5,086	100	●	●	●	●	●	●	
	TB	1800	72	2.69	3.52	2437	5,373	100	●	●	●	●	●	⊙	
Heavy Duty – Pin Grabber Performance	TB	1200	48	1.49	1.95	1935	4,266	100	●	●	●	●	●	●	
	TB	1350	54	1.74	2.27	2070	4,563	100	●	●	●	●	●	●	
	TB	1500	60	1.98	2.59	2242	4,943	100	●	●	●	●	●	●	
	TB	1650	66	2.23	2.91	2413	5,320	100	●	●	●	●	●	●	
	TB	1900	74	2.56	3.34	2595	5,721	100	●	●	●	●	●	⊙	
Severe Duty	TB	800	30	0.88	1.15	1514	3,338	90	●	●	●	●	●	●	
	TB	900	36	1.08	1.41	1677	3,697	90	●	●	●	●	●	●	
	TB	1050	42	1.34	1.75	1775	3,913	90	●	●	●	●	●	●	
	TB	1200	48	1.60	2.09	1945	4,288	90	●	●	●	●	●	●	
	TB	1400	55	1.87	2.44	2170	4,783	90	●	●	●	●	●	●	
	TB	1550	61	2.14	2.80	2369	5,222	90	●	●	●	●	●	●	
	TB	1700	67	2.41	3.16	2509	5,531	90	●	●	●	●	●	●	
	TB	1850	74	2.69	3.52	2709	5,972	90	●	●	●	●	●	⊙	
	TB	1900	75	2.78	3.64	2723	6,003	90	●	●	●	●	●	⊙	
Severe Duty – V Edge Power	TB	1750	69	2.40	3.14	2544	5,608	90	●	●	●	●	●	●	
Extreme Duty	TB	1250	49	1.60	2.09	2194	4,836	90	●	●	●	●	●	●	
	TB	1400	55	1.87	2.44	2334	5,145	90	●	●	●	●	●	●	
Extreme Duty – V Edge Power	TB	1550	61	2.00	2.59	2562	5,647	90	●	●	●	●	●	●	
Clean Up	TB	2000	78	2.80	3.66	2036	4,489	100	●	●	●	●	●	⊙	
Maximum load with coupler (payload + bucket)									kg	10 612	8944	8337	8597	7953	7497
									lb	23,395	19,718	18,380	18,953	17,533	16,528

The above loads are in compliance with hydraulic excavator standard EN474-5:2006 + A3:2013, they do not exceed 87% of hydraulic lifting capacity or 75% of tipping capacity with front linkage fully extended at ground line with bucket curled. Capacity based on ISO 7451:2007.

Maximum Material Density:

- 2100 kg/m³ (3,500 lb/yd³)
- ⊙ 1800 kg/m³ (3,000 lb/yd³)
- ⊖ 1500 kg/m³ (2,500 lb/yd³)

Caterpillar recommends using appropriate work tools to maximize the value customers receive from our products. Use of work tools, including buckets, which are outside of Caterpillar's recommendations or specifications for weight, dimensions, flows, pressures, etc. may result in less-than-optimal performance, including but not limited to reductions in production, stability, reliability, and component durability. Improper use of a work tool resulting in sweeping, prying, twisting and/or catching of heavy loads will reduce the life of the boom and stick.

352 UHD Hydraulic Excavator Specifications

Bucket Specifications and Compatibility – Japan

	Linkage	Width		Capacity		Weight		Fill %	Hydraulic Variable Gauge			
		mm	in	m ³	yd ³	kg	lb		Bent Position		Straight Position	
									R2.9 m (9'6")	R3.35 m (11'0")	R2.9 m (9'6")	R3.35 m (11'0")
Pin-On (No Quick Coupler)												
General Duty Excavation	TB	1500	59	1.90	2.48	1857	4,094	100	●	●	●	●
	TB	1600	63	2.00	2.62	1904	4,197	100	●	●	●	●
Heavy Duty Excavation	TB	1550	61	1.90	2.48	2275	5,015	100	●	●	●	●
	TB	1700	67	2.10	2.75	2415	5,324	100	●	●	●	●
Severe Duty	TB	1700	67	2.41	3.15	2496	5,502	90	●	●	●	●
	TB	1850	74	2.69	3.52	2696	5,943	90	●	●	●	●
Maximum load with pin-on (payload + bucket)								kg	11 665	9995	9650	9005
								lb	25,717	22,035	21,275	19,853

	Linkage	Width		Capacity		Weight		Fill %	Hydraulic Variable Gauge			
		mm	in	m ³	yd ³	kg	lb		Bent Position		Straight Position	
									R2.9 m (9'6")	R3.35 m (11'0")	R2.9 m (9'6")	R3.35 m (11'0")
With Pin Grabber Coupler												
General Duty Excavation	TB	1500	59	1.90	2.48	1857	4,094	100	●	●	●	●
	TB	1600	63	2.00	2.62	1904	4,197	100	●	●	●	●
Heavy Duty Excavation	TB	1550	61	1.90	2.48	2275	5,015	100	●	●	●	●
	TB	1700	67	2.10	2.75	2415	5,324	100	●	●	●	●
Severe Duty	TB	1700	67	2.41	3.15	2496	5,502	90	●	●	●	●
	TB	1850	74	2.69	3.52	2696	5,943	90	●	●	●	●
Maximum load with pin-on (payload + bucket)								kg	10 612	8944	8597	7953
								lb	23,395	19,718	18,953	17,533

The above loads are in compliance with hydraulic excavator standard EN474-5:2006 + A3:2013, they do not exceed 87% of hydraulic lifting capacity or 75% of tipping capacity with front linkage fully extended at ground line with bucket curled. Capacity based on ISO 7451:2007.

Maximum Material Density:

- 2100 kg/m³ (3,500 lb/yd³)

Caterpillar recommends using appropriate work tools to maximize the value customers receive from our products. Use of work tools, including buckets, which are outside of Caterpillar's recommendations or specifications for weight, dimensions, flows, pressures, etc. may result in less-than-optimal performance, including but not limited to reductions in production, stability, reliability, and component durability. Improper use of a work tool resulting in sweeping, prying, twisting and/or catching of heavy loads will reduce the life of the boom and stick.

352 UHD Hydraulic Excavator Specifications

Attachments Offering Guide – Europe

Not all attachments are available in all regions. Consult your Cat dealer for configurations available in your region.

Match

No Match

PIN-ON ATTACHMENTS

Undercarriage		Hydraulic Variable Gauge						
Counterweight		12.0 mt (26,455 lb)						
Boom Type		Retrofit (Bent Position)			Retrofit (Straight Position)			UHD Front
		R2.9 m (9'6")	R3.35 m (11'0")	R3.9 m (12'10")	R2.9 m (9'6")	R3.35 m (11'0")	R3.9 m (12'10")	28 m (91'10")
Hydraulic Hammers	H160 S	✓	✓	✓	✓	✓	✓	
	H180 GC S	✓	✓	✓	✓	✓	✓	
	H180 S	✓	✓	✓	✓	✓	✓	
	H190 S	✓	✓	✓	✓	✓	✓	
Multi-Processors	MP332 Concrete Cutter Jaw							✓
	MP332 Demolition Jaw							✓
	MP332 Pulverizer Jaw							✓
	MP332 Shear Jaw							✓
	MP332 Universal Jaw							✓
	MP345 Concrete Cutter Jaw	✓	✓		✓	✓	✓	
	MP345 Demolition Jaw	✓	✓		✓	✓	✓	
	MP345 Pulverizer Jaw	✓	✓	✓	✓	✓	✓	
	MP345 Shear Jaw	✓	✓	✓	✓	✓	✓	
	MP345 Concrete Cutter Jaw-Flat Top			✓			✓	
	MP345 Demolition Jaw-Flat Top			✓			✓	
	MP345 Pulverizer Jaw-Flat Top			✓			✓	
	MP345 Shear Jaw-Flat Top			✓			✓	
	MP365 Concrete Cutter Jaw	✓	✓		✓			
	MP365 Demolition Jaw	✓			✓			
	MP365 Pulverizer Jaw	✓			✓			
MP365 Shear Jaw	✓			✓				
Demolition and Sorting Grapples	G324							✓
	G332							✓
	G345	✓	✓	✓	✓	✓	✓	
Mobile Scrap and Demolition Shears	S3035							✓
	S3035 Flat Top							✓
	S3050	✓	✓	✓	✓	✓	✓	
	S3050 Flat Top	✓	✓	✓	✓	✓	✓	
Pulverizers	P232 Secondary Pulverizer	✓	✓		✓	✓		
	P324 Primary Pulverizer							✓
	P332 Primary Pulverizer	✓	✓		✓	✓		✓
	P332 Primary Pulverizer-Flat Top	✓	✓		✓	✓		

(continued on next page)

352 UHD Hydraulic Excavator Specifications

Attachments Offering Guide – Europe (continued)

Not all Attachments are available in all regions. Consult your Cat dealer for configurations available in your region.

Match
 † Allowed usage on machine less than 50%
 No Match

CAT PIN GRABBER COUPLER ATTACHMENTS

Undercarriage		Hydraulic Variable Gauge					
Counterweight		12.0 mt (26,455 lb)					
Boom Type		Retrofit (Bent Position)			Retrofit (Straight Position)		
Stick Length		R2.9 m (9'6")	R3.35 m (11'0")	R3.9 m (12'10")	R2.9 m (9'6")	R3.35 m (11'0")	R3.9 m (12'10")
Hydraulic Hammers	H160 S	✓	✓	✓	✓	✓	✓
	H180 GC S	✓	✓	✓	✓	✓	✓
	H180 S	✓†	✓†	✓†	✓†	✓†	✓†
	H190 S	✓†			✓†		
Multi-Processors	MP345 Concrete Cutter Jaw	✓	✓		✓	✓	
	MP345 Demolition Jaw	✓	✓		✓	✓	
	MP345 Pulverizer Jaw	✓	✓		✓	✓	
	MP345 Shear Jaw	✓	✓	✓	✓	✓	✓
Demolition and Sorting Grapples	G345	✓	✓	✓	✓	✓	✓
Mobile Scrap and Demolition Shears	S3050				✓		
Pulverizers	P232 Secondary Pulverizer	✓	✓		✓	✓	
	P332 Primary Pulverizer	✓	✓		✓	✓	
	P332 Primary Pulverizer-Flat Top	✓	✓		✓	✓	

(continued on next page)

352 UHD Hydraulic Excavator Specifications

Attachments Offering Guide – Europe (continued)

Not all Attachments are available in all regions. Consult your Cat dealer for configurations available in your region.

Match

CW-40 DEDICATED COUPLER ATTACHMENTS

Undercarriage		Hydraulic Variable Gauge
Counterweight		12.0 mt (26,455 lb)
Boom Type		UHD 28 m (91'10")
Stick Length		UHD 28 m (91'10")
Multi-Processors	MP324 Concrete Cutter Jaw	✓
	MP324 Demolition Jaw	✓
	MP324 Pulverizer Jaw	✓
	MP324 Shear Jaw	✓
	MP324 Tank Shear Jaw	✓
	MP324 Universal Jaw	✓
Demolition and Sorting Grapples	G324	✓
	G332	✓
Mobile Scrap and Demolition Shears	S3035	✓
	S3035 Flat Top	✓
Pulverizers	P318 Primary Pulverizer	✓
	P324 Primary Pulverizer	✓

CW-45s DEDICATED COUPLER ATTACHMENTS

Undercarriage		Hydraulic Variable Gauge
Counterweight		12.0 mt (26,455 lb)
Boom Type		UHD 28 m (91'10")
Stick Length		UHD 28 m (91'10")
Multi-Processors	MP324 Concrete Cutter Jaw	✓
	MP324 Demolition Jaw	✓
	MP324 Pulverizer Jaw	✓
	MP324 Shear Jaw	✓
	MP324 Tank Shear Jaw	✓
	MP324 Universal Jaw	✓
Demolition and Sorting Grapples	G324	✓
Mobile Scrap and Demolition Shears	S3035	✓
	S3035 Flat Top	✓
Pulverizers	P318 Primary Pulverizer	✓
	P324 Primary Pulverizer	✓

(continued on next page)

352 UHD Hydraulic Excavator Specifications

Attachments Offering Guide – Europe (continued)

Not all Attachments are available in all regions. Consult your Cat dealer for configurations available in your region.

Match Allowed usage on machine less than 50% No Match

CW-45 DEDICATED COUPLER ATTACHMENTS

Undercarriage		Hydraulic Variable Gauge
Counterweight		12.0 mt (26,455 lb)
Boom Type		UHD 28 m (91'10")
Stick Length		UHD 28 m (91'10")
Multi-Processors	MP324 Concrete Cutter Jaw	✓
	MP324 Demolition Jaw	✓
	MP324 Pulverizer Jaw	✓
	MP324 Shear Jaw	✓
	MP324 Tank Shear Jaw	✓
	MP324 Universal Jaw	✓
Demolition and Sorting Grapples	G324	✓
Mobile Scrap and Demolition Shears	S3025	✓
	S3025 Flat Top	✓
	S3035	✓
Pulverizers	P318 Primary Pulverizer	✓
	P324 Primary Pulverizer	✓

CW-55 DEDICATED COUPLER ATTACHMENTS

Undercarriage		Hydraulic Variable Gauge					
Counterweight		12.0 mt (26,455 lb)					
Boom Type		Retrofit (Bent Position)			Retrofit (Straight Position)		
Stick Length		R2.9 m (9'6")	R3.35 m (11'0")	R3.9 m (12'10")	R2.9 m (9'6")	R3.35 m (11'0")	R3.9 m (12'10")
Hydraulic Hammers	H160 S	✓	✓	✓	✓	✓	✓
	H180 GC S	✓	✓	✓	✓	✓	✓
	H180 S	✓†	✓†	✓	✓†	✓†	✓
	H190 S	✓			✓		
Multi-Processors	MP345 Concrete Cutter Jaw	✓	✓		✓	✓	✓
	MP345 Demolition Jaw	✓	✓		✓	✓	
	MP345 Pulverizer Jaw	✓	✓		✓	✓	
	MP345 Shear Jaw	✓	✓	✓	✓	✓	✓
Demolition and Sorting Grapples	G345	✓	✓	✓	✓	✓	✓
Pulverizers	P232 Secondary Pulverizer	✓	✓		✓	✓	
	P332 Primary Pulverizer	✓	✓		✓	✓	
	P332 Primary Pulverizer-Flat Top	✓	✓		✓	✓	

(continued on next page)

352 UHD Hydraulic Excavator Specifications

Attachments Offering Guide – Europe (continued)

Not all attachments are available in all regions. Consult your Cat dealer for configurations available in your region.

Match

HCS70 COUPLER ATTACHMENTS

Undercarriage		Hydraulic Variable Gauge
Counterweight		12.0 mt (26,455 lb)
Boom Type		UHD 28 m (91'10")
Stick Length		UHD 28 m (91'10")
Multi-Processors	MP324 Concrete Cutter Jaw	✓
	MP324 Demolition Jaw	✓
	MP324 Pulverizer Jaw	✓
	MP324 Shear Jaw	✓
	MP324 Tank Shear Jaw	✓
	MP324 Universal Jaw	✓
Demolition and Sorting Grapples	G324	✓
	G332	✓
Mobile Scrap and Demolition Shears	S3025 Flat Top	✓
	S3035 Flat Top	✓
Pulverizers	P318 Primary Pulverizer	✓
	P324 Primary Pulverizer	✓

HCS70/55 COUPLER ATTACHMENTS

Undercarriage		Hydraulic Variable Gauge
Counterweight		12.0 mt (26,455 lb)
Boom Type		UHD 28 m (91'10")
Stick Length		UHD 28 m (91'10")
Multi-Processors	MP324 Concrete Cutter Jaw	✓
	MP324 Demolition Jaw	✓
	MP324 Pulverizer Jaw	✓
	MP324 Shear Jaw	✓
	MP324 Tank Shear Jaw	✓
	MP324 Universal Jaw	✓
Demolition and Sorting Grapples	G324	✓
	G332	✓
Mobile Scrap and Demolition Shears	S3025 Flat Top	✓
	S3035 Flat Top	✓
Pulverizers	P318 Primary Pulverizer	✓
	P324 Primary Pulverizer	✓

BOOM-MOUNT ATTACHMENTS

Undercarriage		Hydraulic Variable Gauge	
Counterweight		12.0 mt (26,455 lb)	
Boom Type		Retrofit (Bent Position)	Retrofit (Straight Position)
Mobile Scrap and Demolition Shears	S2090	✓	✓
	S3070	✓	✓
	S3090	✓	✓

352 UHD Hydraulic Excavator Specifications

Attachments Offering Guide – North America

Not all Attachments are available in all regions. Consult your Cat dealer for configurations available in your region.

Match

† Allowed usage on machine less than 50%

No Match

PIN-ON ATTACHMENTS

Undercarriage		Hydraulic Variable Gauge						UHD Front
		12.0 mt (26,455 lb)						
Counterweight		Retrofit (Bent Position)			Retrofit (Straight Position)			28 m (91'10")
Boom Type		R2.9 m (9'6")	R3.35 m (11'0")	R3.9 m (12'10")	R2.9 m (9'6")	R3.35 m (11'0")	R3.9 m (12'10")	
Stick Length								
Hydraulic Hammers	H160 S	✓	✓	✓	✓	✓	✓	
	H180 GC	✓	✓	✓	✓	✓	✓	
	H180 GC S	✓	✓	✓	✓	✓	✓	
	H180 S	✓†	✓†	✓†	✓†	✓†	✓†	
	H190 S	✓†	✓	✓	✓†	✓	✓	
Multi-Processors	MP332 Concrete Cutter Jaw							✓
	MP332 Demolition Jaw							✓
	MP332 Pulverizer Jaw							✓
	MP332 Shear Jaw							✓
	MP332 Universal Jaw							✓
	MP345 Concrete Cutter Jaw	✓	✓		✓	✓	✓	
	MP345 Demolition Jaw	✓	✓		✓	✓	✓	
	MP345 Pulverizer Jaw	✓	✓	✓	✓	✓	✓	
	MP345 Shear Jaw	✓	✓	✓	✓	✓	✓	
	MP345 Concrete Cutter Jaw-Flat Top			✓			✓	
	MP345 Demolition Jaw-Flat Top			✓			✓	
	MP345 Pulverizer Jaw-Flat Top			✓			✓	
	MP345 Shear Jaw-Flat Top			✓			✓	
	MP365 Concrete Cutter Jaw	✓	✓		✓			
	MP365 Demolition Jaw	✓			✓			
MP365 Pulverizer Jaw	✓			✓				
MP365 Shear Jaw	✓			✓				
Demolition and Sorting Grapples	G324							✓
	G332							✓
	G345	✓	✓	✓	✓	✓	✓	
Mobile Scrap and Demolition Shears	S3025							✓
	S3025 Flat Top							✓
	S3035							✓
	S3035 Flat Top							✓
	S3050	✓	✓	✓	✓	✓	✓	
S3050 Flat Top	✓	✓	✓	✓	✓	✓		
Pulverizers	P232 Secondary Pulverizer	✓	✓		✓	✓		
	P318 Primary Pulverizer							✓
	P324 Primary Pulverizer							✓
	P332 Primary Pulverizer	✓	✓		✓	✓		✓
	P332 Primary Pulverizer-Flat Top	✓	✓		✓	✓		

(continued on next page)

352 UHD Hydraulic Excavator Specifications

Attachments Offering Guide – North America (continued)

Not all Attachments are available in all regions. Consult your Cat dealer for configurations available in your region.

Match

† Allowed usage on machine less than 50%

No Match

CAT PIN GRABBER COUPLER ATTACHMENTS

Undercarriage		Hydraulic Variable Gauge					
Counterweight		12.0 mt (26,455 lb)					
Boom Type		Retrofit (Bent Position)			Retrofit (Straight Position)		
Stick Length		R2.9 m (9'6")	R3.35 m (11'0")	R3.9 m (12'10")	R2.9 m (9'6")	R3.35 m (11'0")	R3.9 m (12'10")
Hydraulic Hammers	H180 GC	✓	✓	✓	✓	✓	✓
	H180 GC S	✓	✓	✓	✓	✓	✓
	H180 S	✓†	✓†	✓†	✓†	✓†	✓†
	H190 S	✓†			✓†		
Multi-Processors	MP345 Concrete Cutter Jaw	✓	✓		✓	✓	
	MP345 Demolition Jaw	✓	✓		✓	✓	
	MP345 Pulverizer Jaw	✓	✓		✓	✓	
	MP345 Shear Jaw	✓	✓	✓	✓	✓	✓
Demolition and Sorting Grapples	G345	✓	✓	✓	✓	✓	✓
Mobile Scrap and Demolition Shears	S3050				✓		
Pulverizers	P232 Secondary Pulverizer	✓	✓		✓	✓	
	P332 Primary Pulverizer	✓	✓		✓	✓	
	P332 Primary Pulverizer-Flat Top	✓	✓		✓	✓	

BOOM-MOUNT ATTACHMENTS

Undercarriage		Hydraulic Variable Gauge	
Counterweight		12.0 mt (26,455 lb)	
Boom Type		Retrofit (Bent Position)	Retrofit (Straight Position)
Mobile Scrap and Demolition Shears	S2090	✓	✓
	S3070	✓	✓
	S3070 Flat Top	✓	✓
	S3090	✓	✓
	S3090 Flat Top	✓	✓

352 UHD Hydraulic Excavator Specifications

Attachments Offering Guide – Japan

Not all Attachments are available in all regions. Consult your Cat dealer for configurations available in your region.

Match
 † Allowed usage on machine less than 50%
 No Match

PIN-ON ATTACHMENTS

Undercarriage		Hydraulic Variable Gauge				
Counterweight		12.0 mt (26,455 lb)				
Boom Type		Retrofit (Bent Position)		Retrofit (Straight Position)		UHD Front
Stick Length		R2.9 m (9'6")	R3.35 m (11'0")	R2.9 m (9'6")	R3.35 m (11'0")	28 m (91'10")
Hydraulic Hammers	H190 S	✓	✓	✓	✓	
Mobile Scrap and Demolition Shears	S3025					✓
	S3025 Flat Top					✓
	S3035					✓
	S3035 Flat Top					✓

CAT PIN GRABBER COUPLER ATTACHMENTS

Undercarriage		Hydraulic Variable Gauge				
Counterweight		12.0 mt (26,455 lb)				
Boom Type		Retrofit (Bent Position)		Retrofit (Straight Position)		UHD Front
Stick Length		R2.9 m (9'6")	R3.35 m (11'0")	R2.9 m (9'6")	R3.35 m (11'0")	28 m (91'10")
Hydraulic Hammers	H190 S	✓†		✓†		

BOOM-MOUNT ATTACHMENTS

Undercarriage		Hydraulic Variable Gauge			
Counterweight		12.0 mt (26,455 lb)			
Boom Type		Retrofit (Bent Position)		Retrofit (Straight Position)	
Mobile Scrap and Demolition Shears	S3070 Flat Top		✓		✓
	S3090 Flat Top		✓		✓

Standard and Optional Equipment

Standard and optional equipment may vary. Consult your Cat dealer for details.

	Standard	Optional		Standard	Optional
BOOMS, STICKS AND LINKAGES			CAB (continued)		
28 m (91'10") UHD front		✓	P5A fixed windshield	✓	
9.1 m (29'10") Retrofit boom		✓	Parallel wiper with washer	✓	
2.9 m (9'6") Retrofit stick		✓	Skylight wiper install capability	✓	
3.35 m (11'0") Retrofit stick		✓	LED interior lights	✓	
3.9 m (12'10") Retrofit stick		✓	Floor welcome light	✓	
Advanced tool control, UHD		✓	Roller front sunscreen	✓	
Bucket linkage, TB family with lifting eye, Cat Grade		✓	Roller rear sunscreen		✓
Bucket linkage, UHD dedicated, C family with lifting eye		✓	FOGS	✓	
Transport cradle for front		✓	Washable floor mat	✓	
CAB			CAT TECHNOLOGY		
Tilt-up demolition cab with P5A laminated front and roof glass	✓		Cat Product Link™	✓	
High-resolution 254 mm (10") LCD touch screen monitor	✓		Stability monitoring system	✓	
Automatic bi-level air conditioner	✓		Electronic pitch and roll indicator	✓	
Jog dial and shortcut keys for monitor control	✓		Swing E-Fence	✓	
Keyless push-to-start engine control	✓		Travel direction indicator	✓	
Height-adjustable console, infinite with no tool	✓		Operator coaching	✓	
Tilt-up left-side console	✓		Electronic joystick pattern changer	✓	
Cat Stick Steer	✓		CAT TECHNOLOGY – RETROFIT BOOM		
Heated and cooled seat with automatic adjustable suspension	✓		Cat Product Link	✓	
51 mm (2") orange seat belt	✓		Cat Grade with 2D and offset memory	✓	
Tilt rocker switch	✓		Cat Payload:	✓	
Sky wiper switch	✓		– Static weigh		
Bluetooth® integrated radio (including USB, aux port and microphone)	✓		– Semi-automatic calibration		
2 × 12V DC outlets	✓		– Payload/cycle information		
Document storage	✓		– USB reporting capability		
Rear head storage net and lunchbox holder	✓		2D E-Fence:	✓	
Oversized cup holder and bottle handler	✓		– E-swing		
Coat hook	✓		ELECTRICAL SYSTEM		
Fixed one-piece P5A skylight hatch	✓		Maintenance-free 1,000 CCA batteries	✓	
			Centralized electrical disconnect switch	✓	
			LED chassis light –1,800 lumens	✓	

(continued on next page)

352 UHD Standard and Optional Equipment

Standard and Optional Equipment (continued)

Standard and optional equipment may vary. Consult your Cat dealer for details.

	Standard	Optional		Standard	Optional
ENGINE			SAFETY AND SECURITY		
Three selectable modes: Power, Smart, Eco	✓		Caterpillar One Key security system	✓	
Automatic engine speed control	✓		Lockable external tool/storage box	✓	
Up to 4500 m (14,760 ft) altitude capability	✓		Lockable door, fuel, and hydraulic tank locks	✓	
Reversing fan	✓		Lockable fuel drain compartment	✓	
52° C (126° F) high-ambient cooling	✓		Service platform with anti-skid plate and recessed bolts	✓	
-18° C (0° F) cold start capability	✓		Right-hand handrail and handhold	✓	
-32° C (-25° F) cold start capability		✓	Signaling/warning horn	✓	
115 Amp alternator	✓		Rear and right-hand-sideview cameras	✓	
Electric fuel priming pump	✓		Visibility mirror package	✓	
Primary filter with water separator and water separator indicator switch	✓		360° visibility		✓
Cold start block heater		✓	SERVICE AND MAINTENANCE		
Ether starting aid		✓	Grouped location for engine oil and fuel filters	✓	
Double element air filter with integrated pre-cleaner	✓		S·O·S SM sampling ports	✓	
Side-by-side cooling system	✓		QuickEvac TM maintenance ready		✓
Secure start with pin code	✓		Remote flash	✓	
Remote disable	✓		Diagnostic technician (remote ET)	✓	
Reversing fan	✓		Electric refueling pump with auto shutoff*	✓	
HYDRAULIC SYSTEM			UNDERCARRIAGE AND STRUCTURES		
Boom lowering check valve (BLCV)	✓		Hydraulic Variable Gauge undercarriage	✓	
Stick lowering check valve (SLCV)	✓		Grease lubricated track, resin seal	✓	
SmartBoom TM with BLCV and Overload Warning Device*	✓		Towing eye on base frame (ISO 15818 compliant)	✓	
Fine swing	✓		12.0 mt (26,455 lb) counterweight	✓	
Boom and stick regeneration circuit	✓		600 mm (24") triple grouser track shoes		✓
Electronic main control valve	✓		700 mm (28") triple grouser track shoes		✓
Automatic hydraulic oil warmup	✓		Full-length track guiding guards	✓	
Automatic swing parking brake	✓		HD travel motor guard	✓	
Reverse swing damping valve	✓		HD bottom guard	✓	
High performance hydraulic return filter	✓				
Two-speed travel	✓				
Bio hydraulic oil capability	✓				
Combined two-way auxiliary circuit	✓				
High and medium-pressure auxiliary circuits	✓				
Quick coupler circuit	✓				

*Europe only.

Dealer Installed Kit and Attachments

Attachments may vary. Consult your Cat dealer for details.

OTHER ATTACHMENTS

- Duct ready kit for Advanced Cabin Filtration (ACF)
- Worktool camera kit

For more complete information on Cat products, dealer services, and industry solutions, visit us on the web at www.cat.com

© 2021 Caterpillar
All rights reserved

Materials and specifications are subject to change without notice. Featured machines in photos may include additional equipment. See your Cat dealer for available options.

CAT, CATERPILLAR, LET'S DO THE WORK, their respective logos, "Caterpillar Corporate Yellow," the "Power Edge" and Cat "Modern Hex" trade dress as well as corporate and product identity used herein, are trademarks of Caterpillar and may not be used without permission.

AEXQ2898-01 (12-2021)
Build Number: 07B
(Eur, N Am, Japan)

