

826K

Landfill Compactor



Engine

Engine Model	Cat® C15 ACERT™	
Emissions	Meets U.S. EPA Tier 4 Final/EU Stage IV emission standards or meets U.S. EPA Tier 3/EU Stage IIIA equivalent emission standards	
Gross Power	324 kW	435 hp
Maximum Net Torque @ 1,300 rpm	2005 N·m	1,478.8 lbf·ft

Operating Specifications

Maximum Operating Weight (Tier 4 Final/Stage IV) – Multiple Blade and Wheel Offerings	40 917 kg	90,207 lb
Maximum Operating Weight (Tier 3 Final/Stage IIIA equivalent) Multiple Blade and Wheel Offerings	40 454 kg	89,186 lb

Lower your
operating cost
with industry
leading
efficiency.

Contents

Efficiency and Productivity.....4

Structures.....6

Power Train.....8

Operator Station.....10

Integrated Technologies.....12

Serviceability.....13

Customer Support.....13

Safety.....14

Sustainability.....16

Waste Protection.....17

Wheels and Tips.....18

Operating Costs.....19

Specifications.....20

Standard Equipment.....24

Standard Attachments.....25

Optional Equipment.....26

Notes.....27





Cat Landfill Compactors are designed with durability built in, ensuring maximum availability through multiple life cycles. With optimized performance and simplified serviceability, our machines allow you to operate more efficiently and safely.

Introduced in 1978, the 826 has been the industry leader for over 35 years. Focused on helping our customers succeed, we have continued to build upon each new series. The 826K continues our legacy of reliability, performance, safety, operator comfort, serviceability, and efficiency.



Efficiency and Productivity

Delivering the efficiency and productivity you demand through integrated machine systems.

Efficiency with Eco Mode

The Eco Mode when active allows the machine to go into auto-shift when machine is not operating at maximum torque conditions. This feature will automatically shift from 1st gear to 2nd gear with a capped engine top speed. The feature senses the need for ground torque and will upshift and downshift accordingly, optimizing performance and thus saving fuel. This feature can be easily enabled or disabled on the soft keypad.

Decelerator Pedal

The left pedal acts as a brake, transmission neutralizer and an engine decelerator to override the engine speed selected by the throttle lock. This enables the operator to slow down when the throttle lock is engaged and to return to throttle lock without pressing a resume or set button again. This aids in maneuvering around trucks, tractors or any other obstacle.

Steering and Transmission Integrated Control System (STIC™)

Experience maximum responsiveness and control with STIC that combines directional selection, gear selection and steering into a single lever.

- Simple side-to-side motion turns machine right or left, minimizing operator movements
- Easy to operate finger controlled gear selection
- Smoother, faster cycles help reduce operator fatigue through the use of low effort integrated controls

Steering System

Confident machine operation starts with precise machine control enabled by the 826K's load sensing hydraulic steering system.

- Increase efficiency with our variable displacement piston pumps
- Achieve precise positioning for easy loading in tight areas with 43 degrees each way of steering articulation
- Enhance operator comfort with integrated steering and transmission control functions

Electro Hydraulic Controls

Operators increase productivity with our responsive implements feature.

- Operate comfortably through electronically controlled hydraulic cylinder stops
- Handle easy-to-use soft detent controls



Structures

Purpose-built from the ground up for the toughest conditions.




Robust Structures

Your bottom line is improved by highly durable structures that achieve multiple life cycles and withstand the toughest loading conditions.

- Full box-section rear frame resists torsional shock and twisting forces
- Heavy-duty steering cylinder mounts efficiently transmit steering loads into the frame
- Axle mounting has been optimized for increased structural integrity



We know the harsh environment your machines encounter at the working face of your landfill on a daily basis. This is why the 826 is specifically designed and made with purpose built structures to remain safe and durable for the long run.



Cat Planetary Powershift Transmission

Building your success begins with a best-in-class transmission.

- Consistent, smooth shifting and efficiency through integrated electronic controls that utilize Single Clutch Speed Shifting (SCSS).
- Long life and reliability through heat treat gear and metallurgy.
- Two forward and two reverse speeds to match your application.

Cat Torque Converter (TC) with Lock-up Clutch

- Eliminates TC losses while lowering system heat
- Improves travel speeds
- Increases fuel efficiency

Cat C15 ACERT Engine

The Cat C15 ACERT engine is built and tested to meet your most demanding applications. Two engine options are available that meet Tier 4 Final/Stage IV emission standards or Tier 3/Stage IIIA equivalent emission standards.

- Fully integrated electronic engine controls works in concert with the entire machine to make your fuel go farther.
- Use less fuel idling with Engine Idle Shutdown.
- Maximized durability with Delayed Engine Shutdown.



Power Train

Operate more efficiently with improved power and control.




Your operators can work more efficiently and stay comfortable with our customer-inspired cab features.



Entry and Exit

Enter and exit the cab easily and safely with these newly designed, ergonomic features.

- Fold up STIC steer/armrest
- Reduced access stairway angles
- Standard stairway lighting



Cat Comfort Series III Seat

Enhance comfort and help reduce operator fatigue with Cat Comfort Series III seat.

- Mid back design and extra thick, contoured cushions
- Air suspension system
- Easy-to-reach seat levers and controls for six way adjustments
- Seat-mounted implement pod and STIC steer that moves with the seat
- 76 mm (3 in) wide retractable seat belt



Control Panel

Ergonomic placement of switches and information display keep your operators comfortable all day every day.

- Large backlit membrane switches feature LED activation indicators
- Switches feature ISO symbols for quick function identification
- Two position rocker switch activates the electro hydraulic park brake

Operator Station

Best-in-class operator comfort and ergonomics.



Environment

Your operator's productivity is enhanced with our clean, comfortable cab environment.

- Experience reduced vibrations from isolation cab mounts and seat air suspension.
- Maintain desired cab temperature with automatic temperature controls.
- Pressurized cab with filtered air
- Reduced sound levels
- Convenient floor storage tray/lunch box

Integrated Technologies

Monitor, manage, and enhance your job site operations.



Cat Connect makes smart use of technology and services to improve your job site efficiency. Using the data from technology-equipped machines, you'll get more information and insight into your equipment and operations than ever before.

Cat Connect technologies offer improvements in these key areas:



EQUIPMENT
MANAGEMENT

Equipment Management – increase uptime and reduce operating costs.



PRODUCTIVITY

Productivity – monitor production and manage job site efficiency.



SAFETY

Safety – enhance job site awareness to keep your people and equipment safe.

LINK Technologies

LINK technologies wirelessly connect you to your equipment, giving you valuable insight into how your machine or fleet is performing so you can make timely, fact-based decisions that can boost job site efficiency and productivity.

Product Link™/VisionLink®

Product Link is deeply integrated into your machine, giving you access to timely information like machine location, hours, fuel usage, idle time and event codes via the online VisionLink user interface to help you effectively manage your fleet and lower operating costs.

VIMST™ data, like events, histograms, and historical trends, can be downloaded for analysis, giving you the information you need to proactively maintain fleet health and optimize performance and uptime.



DETECT Technologies

DETECT technologies help keep people and equipment safe by enhancing operator awareness of the work area around working equipment and by monitoring and reporting unsafe conditions, like avoidance zones.

Rear Vision Camera

The optional rear vision camera greatly enhances visibility behind the machine to help the operator work more productively. Work with greater confidence and at peak potential while keeping people and assets safe.

COMPACT Technologies

COMPACT technologies combine advanced compaction measurement, in-cab guidance, and reporting capabilities to help you consistently meet compaction targets fast, uniformly, in fewer passes – saving on fuel and rework.

AccuGrade™ Compaction Control

The dealer-installed AccuGrade system uses the Cat Compaction Algorithm to measure effective compaction value and deliver real-time 3D pass mapping guidance to the cab, indicating where to work and when layers are compacted to optimum density. Pass mapping helps eliminate voids, optimize cell space, and document results. VisionLink 3D Project Monitoring provides landfill managers with detailed compaction analysis to more effectively monitor and manage their operation.

Serviceability

Enabling high uptime by reducing your service time.

We can help you succeed by ensuring your 826K has design features to reduce your downtime.

- Safe and convenient service with ground level or platform access and grouped service points.
- Swing-out doors on both sides of the engine compartment provide easy access to important daily service checks.
- Ecology drains for ease of service and prevention of potential spills.
- Reduce downtime with VIMS™ system notifications so your operators and technicians can resolve any problems before failure.
- Quick visual inspection and minimize fluid contamination with sight gauges.
- Optional swing-out stairs enable easy access to the engine compartment.
- Swing out fuel and hydraulic oil coolers for easy access cleanout.
- Ground level power service center with electrical disconnect, emergency engine shutdown, and stairway light switch.
- Lighting inside the engine compartment improves visibility to service points.



Customer Support

Your Cat dealers know how to keep your machines productive.



Legendary Cat Dealer Support

A valued partner, your Cat dealer is available whenever you need them.

- Preventive maintenance programs and guaranteed maintenance contracts
- Best-in-class parts availability
- Improve your efficiency with operator training
- Genuine Cat Remanufactured parts

Safety

Making your safety our priority.



We are constantly improving our products in an effort to provide a safe work environment for the operator and those who work on your job site.

Machine Access

- Left and right hand stairs are angled to enhance safety for operators getting on and off the 826K.
- Continuous pass-through with handrails and non-skid surfaces are designed into the service areas.
- Maintain three points of contact at all times through ground level or platform accessible service areas.



Visibility

- Optional rearview camera with in-cab monitor increases operator awareness around the machine.
- Standard cab mounted LED warning strobes

Operator Environment

- Reduced vibrations to the operator with isolated cab mounts and seat mounted implement and steering controls.
- Low interior sound levels
- Pressurized cab with filtered air
- Standard 76 mm (3 in) seat belts on the operator seat
- Standard front glass guard

Sustainability

Stewards of the environment.



Reducing the Impact to the Environment

The 826K is designed and built with sustainability in mind.

- Engine Idle Shutdown can help you save fuel by avoiding unnecessary idling.
- Reduce waste to the environment with our maintenance free batteries.
- Built for multiple lives, the Cat 826 is one of the most rebuilt products to achieve the second and third life to get the most value from your investment. To assist with maximizing machine life, Caterpillar provides a number of sustainable options such as our Reman and Certified Rebuild programs. In these programs, reused or remanufactured components can deliver cost savings of 40 to 70 percent, which lowers operating cost while benefiting the environment.
- Caterpillar offers retrofit packages to bring new features to older machines, maximizing your resource. And, when you go through the Cat Certified Rebuild program, these retrofit kits are part of the rebuild process.




Waste Protection

Maximize uptime, long life – it's what you expect from your bottom line.

Guarding

Working in the toughest application, the purpose built 826K Landfill Compactor has specialized waste guarding to protect key components and systems from damage, debris, chemicals, premature wear, or wrapping of the material around components. This additional guarding includes:

- **Engine and Power Train Guards** – Hydraulically actuated guards help prevent trash build-up and shield components.
- **Front Frame Guards** – Front frame guards prevent trash build-up inside the frame. This guard further protects components and hydraulic lines.
- **Axle Wrapping and Seal Guarding** – The guarding prevents material from wrapping and binding around the axles, as well as assist in ease of cleaning.
- **Major System Guarding and Sight Gauges** – Transmission oil tube is guarded to resist damage from debris. The sight gauge for the transmission is visible from ground level. The fuel tank is positioned away from the debris in the front frame and is easily accessed.
- **Air Inlet Screen** – The vertically corrugated, fine mesh, air inlet screen helps reduce trash from entering the radiator area and allows for debris to fall off.
- **Striker Bars and Optional Cleaner Fingers** – Striker bars are located in front of and behind the rear wheels and behind the front wheels. Striker bars help to keep wheels free of debris to assist the wheel step tips in maintaining good compaction. In cohesive material or severe packing conditions, optional cleaner fingers are available to further assist in keeping the wheel step tips clean.
- **Extended Roof** – An oversized roof extends past the cab doors and windows to minimize debris build up.
- **Under Hood Ventilation System** – Creates a neutral pressure environment to prevent trash ingestion from hood openings while providing fresh air to the alternator, electronics and turbo.



1) Engine and Power Train Guards 2) Axle Guards
3) Air Inlet Screen 4) Striker Bars/Cleaner Fingers

Wheels and Tips

More options to fit your operation.

New Long Life Paddle and Plus Design Compactor Tips

Providing up to 40% longer life than previous offering.

Designed specifically to compliment Cat machines.


Improving machine performance!

- Longer wear life
- Maintaining traction



Three new wheel and tip configurations are available to meet your particular application:

- 1) **Paddle Tip** – High performance and less fuel burn with more traction and less weight.
- 2) **Plus Tip** – Traditional design for increased side slope stability.
- 3) **Combination Tip** – Both paddle and plus tips provide the best compromise of performance and fuel economy with side slope stability.



Operating Costs

Save time and money by working smart.

Data from customer machines show Cat landfill compactors are among the most fuel efficient machines in the industry. Several features contribute to this excellent fuel efficiency:

- **ACERT Engine** – Advanced engine controls maximizes power and efficiency.
- **Engine Idle Shutdown** – Automatic engine and electrical system shutdown conserves fuel.
- **Lockup Torque Converter** – Transfers more power to the ground and optimizes fuel efficiency in all applications.
- **Single Clutch Speed Shifting (SCSS)** – All new SCSS transmission controls provides greater momentum on grades and fuel savings by carrying that momentum through the shift points.
- **Fuel Tank Capacity** minimum of 12 hours operation depending on the application.

Machine configuration, operator technique, and job site layout can impact fuel consumption.

- **Machine Configuration** – Select the correct blade and wheel configuration based on your individual application.

826K Landfill Compactor Specifications

Engine

Engine Model	Cat C15 ACERT	
Emissions	Tier 4 Final/Stage IV or Tier 3/Stage IIIA equivalent	
Rated Power (Net SAE J1349)	302 kW	405 hp
Rated Power (Net ISO 9249)	302 kW	405 hp
Gross Power	324 kW	435 hp
Net Power		
Direct Drive – Gross Power	307 kW	412 hp
Direct Drive – Torque Rise	33%	
Converter Drive – Gross Power	324 kW	435 hp
Converter Drive – Torque Rise	8.5%	
Maximum Net Torque @ 1,300 rpm	2005 N·m	1,478.8 lbf·ft
Maximum Altitude without Derating (Tier 4 Final/Stage IV)	2834 m	9,298 ft
Maximum Altitude without Derating (Tier 3/Stage IIIA)	2773 m	9,098 ft
Bore	137.2 mm	5.4 in
Stroke	171.4 mm	6.7 in
Displacement	15.2 L	927.6 in ³
High Idle Speed	2,300 rpm	
Low Idle Speed	800 rpm	

Operating Specifications

Maximum Operating Weight (Tier 4 Final/Stage IV) – Multiple Blade and Wheel Offerings	40 917 kg	90,207 lb
Maximum Operating Weight – (Tier 3 Final/Stage IIIA equivalent) Multiple Blade and Wheel Offerings	40 454 kg	89,186 lb

Transmission

Transmission Type	Planetary – Powershift – ECPC	
Travel Speeds		
Forward – Maximum Eco Mode	6.9 km/h	4.3 mph
Forward – Maximum 1st	6 km/h	3.7 mph
Forward – Maximum 2nd	10.6 km/h	6.6 mph
Reverse – Maximum Eco Mode	7.4 km/h	4.6 mph
Reverse – Maximum 1st	6.9 km/h	4.3 mph
Reverse – Maximum 2nd	12.2 km/h	7.6 mph

Hydraulic System

Pump Flow at 1,950 rpm	117 L/min	30.9 gal/min
Main Relief Pressure	24 100 kPa	3,495 psi
Maximum Supply Pressure	24 100 kPa	3,495 psi
Lift System	Double Acting Cylinder	
Bore	120 mm	4.7 in
Stroke	1070 mm	42.1 in

Service Refill Capacities

Cooling System	116 L	30.6 gal
Engine Crankcase	34 L	9.0 gal
Transmission	66 L	17.4 gal
Fuel Tank	782 L	206.6 gal
Diesel Exhaust Fluid Tank (Tier 4 Final/Stage IV)	32 L	8.5 gal
Differentials and Final Drives – Front	100 L	26.4 gal
Differentials and Final Drives – Rear	110 L	29.1 gal
Hydraulic Tank Only	134 L	35.4 gal

- All non-road Tier 4 Final and Stage IV diesel engines are required to use:
 - Ultra Low Sulfur Diesel (ULSD) fuels containing 15 ppm (mg/kg) sulfur or less. Biodiesel blends up to B20 are acceptable when blended with 15 ppm (mg/kg) sulfur or less ULSD and when the biodiesel feedstock meets ASTM D7467 specifications.
 - Cat DEO-ULS™ or oils that meet the Cat ECF-3, API CJ-4, and ACEA E9 specifications are required.
 - Diesel Exhaust Fluid (DEF) that meets all requirements defined in ISO 22241-1.

Axles

Front	Planetary – Fixed
Rear	Planetary – Oscillating
Oscillation Angle	±5°

Brakes

Parking Brake	Drum and Shoe, Spring Applied, Hydraulic Released
---------------	---

826K Landfill Compactor Specifications

Cab

	Standard	Suppression
Operator Sound Pressure Level (ISO 6396)	73 dB(A)	72 dB(A)
Machine Sound Power Level (ISO 6395)	113 dB(A)	110 dB(A)

Hydraulic System – Steering

Steering System – Circuit	Double Acting – End Mounted	
Bore	114.3 mm	4.5 in
Stroke	576 mm	22.7 in
Steering System – Pump	Piston – Variable Displacement	
Maximum System Flow	170 L/min @ 1,950 rpm	44.9 gal/min @ 1,950 rpm
Steering Pressure Limited	24 000 kPa	3,481 psi
Vehicle Articulation Angle	86 degrees	

Wheels and Tips

Attachment – Wheels: 1200 mm (47.25 in) Paddle and Plus Tips

Weight	9582 kg	21,125 lb
Outside Diameter	1971 mm	6 ft 6 in
Drum Diameter	1610 mm	5 ft 3 in
Drum Width	1200 mm	3 ft 11 in
Tips per Wheel	30	
Width over Drums	3800 mm	12 ft 6 in

Attachment – Wheels: 1200 mm (47.25 in) Plus Tips

Weight	9980 kg	22,002 lb
Outside Diameter	1971 mm	6 ft 6 in
Drum Diameter	1610 mm	5 ft 3 in
Drum Width	1200 mm	3 ft 11 in
Tips per Wheel	30	
Width over Drums	3800 mm	12 ft 6 in

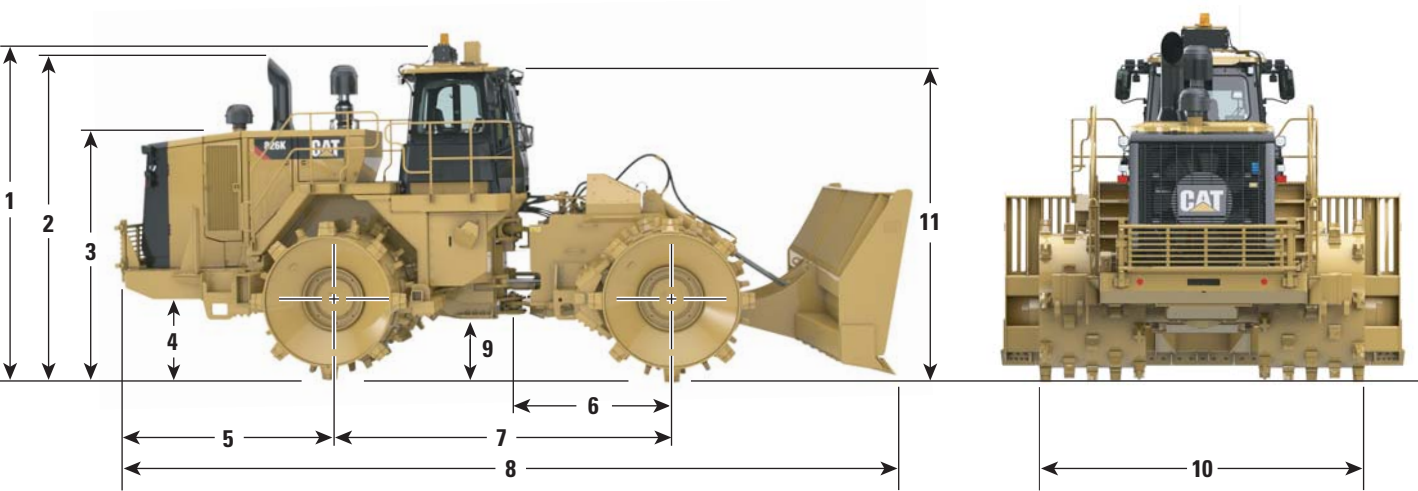
Attachment – Wheels: 1200 mm (47.25 in) Paddle Tips

Weight	9317 kg	20,540 lb
Outside Diameter	1971 mm	6 ft 6 in
Drum Diameter	1610 mm	5 ft 3 in
Drum Width	1200 mm	3 ft 11 in
Tips per Wheel	30	
Width over Drums	3800 mm	12 ft 6 in

826K Landfill Compactor Specifications

Dimensions

All dimensions are approximate.



1	Height to Top of Cab with A/C	4568 mm	14 ft 11.8 in
2	Height to Top of Exhaust Pipe	4439 mm	14 ft 6.8 in
3	Height to Top of Hood	3312 mm	10 ft 10.4 in
4	Ground Clearance to Bumper	960 mm	3 ft 1.8 in
5	Center Line of Rear Axle to Edge of Counterweight		
	No Rear Radiator Guard	2860 mm	9 ft 4.6 in
	Including Rear Radiator Guard	3096 mm	10 ft 1.9 in
6	Hitch to Center Line of Front Axle	1850 mm	6 ft 1 in
7	Wheelbase	3700 mm	12 ft 2 in
8	Length with Blade on Ground – (includes rear radiator guard) (straight blade)	8715 mm	28 ft 7.1 in
9	Ground Clearance	642 mm	2 ft 1.3 in
10	Width over Wheels	3800 mm	12 ft 6 in
11	Height to ROPS/Canopy	4274 mm	14 ft 0.3 in
	Height to Top of Cab with Strobe	4765 mm	15 ft 7.6 in
	Turning Radius – Inside of Wheels	2797 mm	9 ft 2 in

826K Landfill Compactor Specifications

Blade Selection

	Straight Blade		Semi U-blade		U-blade	
Width – Moldboard Length	4311 mm	14 ft 2 in	4462 mm	14 ft 8 in	4331 mm	14 ft 3 in
Width over End Bits	4502 mm	14 ft 9 in	4522 mm	14 ft 10 in	4398 mm	14 ft 5 in
Height with Cutting Edge and Screen	1900 mm	6 ft 2.8 in	2022 mm	6 ft 7.6 in	2019 mm	6 ft 7.5 in
Maximum Depth of Cut	642 mm	2 ft 1 in	800 mm	2 ft 8 in	800 mm	2 ft 8 in
Maximum Lift above Ground	1096 mm	3 ft 7 in	975 mm	3 ft 2 in	975 mm	3 ft 2 in
Capacity, Rated	12.3 m ³	16.1 yd ³	16 m ³	20.9 yd ³	17.5 m ³	22.9 yd ³
Overall Machine Length (includes rear radiator guard, measured to cutting edge)	8715 mm	28 ft 7.1 in	9005 mm	29 ft 6.5 in	9357 mm	30 ft 8.4 in

Standard Equipment

Standard equipment may vary. Consult your Cat dealer for details.

POWER TRAIN

- Single Clutch Speed Shifting (SCSS)
- Electronic Clutch Pressure Control (ECPC)
- Air to air aftercooler
- Brakes, full hydraulic, enclosed, wet multiple disc service brakes
- Cat clean emission module (insulated) (Tier 4 Final/Stage IV)
- Muffler (under hood) (U.S. EPA Tier 3/ EU Stage IIIA equivalent)
- Electro-hydraulic parking brake
- Engine, Cat C15 with ACERT Technology
 - Tier 4 Final/Stage IV
 - Tier 3/Stage IIIA equivalent
- Fuel priming pump (electric)
- Fuel to air cooler
- Ground level engine shutoff
- Heat shield, turbo and exhaust manifold
- Hydraulically driven demand fan
- Integrated braking system
- Radiator, Aluminum Modular (AMR)
- Separated cooling system
- Starting aid (ether) automatic
- Throttle lock
- Torque converter with Lock Up Clutch (LUC)
- Eco Mode
- Transmission, planetary, with 2F/2R speed range control
- Under hood ventilation system

ELECTRICAL

- Alarm, back-up
- Alternator, 150 amp
- Batteries, maintenance-free (4 – 1,000 CCA)
- Electrical system, 24V
- Light, warning unswitched (LED strobe)
- Lighting system, halogen (front and rear)
- Lighting, access stairway
- Lighting, underhood
- Starter, electric (heavy duty)
- Ground level lockable master disconnect switch
- Starting receptacle for emergency start

OPERATOR ENVIRONMENT

- Air conditioner with roof mounted condenser
- Cab, sound-suppressed pressurized
- Internal four-post rollover protective structure (ROPS/FOPS)
- Radio ready for entertainment
 - Antenna
 - Speakers
 - Converter (12V, 10-15 amp)
- 12V power port for mobile phone or laptop connection
- Radio, CB ready
- Coat and hard hat hooks
- Hydraulic controls (seat mounted)
- Finger tip shifting controls
- Flip-up armrest
- Heater and defroster
- Implement hydraulic lockout
- Laminated glass
- Light, (dome) cab
- Lunch box and beverage holders
- Instrumentation, gauges
 - DEF fluid level (Tier 4 Final/Stage IV)
 - Engine coolant temperature
 - Fuel level
 - Hydraulic oil temperature
 - Speedometer/tachometer
 - Torque converter temperature
- Instrumentation, warning indicators
 - Action alert system, three categories
 - Brake oil pressure
 - Electrical system, low voltage
 - Engine failure malfunction alert and action lamp
 - Parking brake status
- Mirror, internal (panoramic)
- Mirrors, rearview (externally mounted)
- Seat, Cat Comfort (cloth) air suspension
- Seat belt with minder, retractable, 76 mm (3 in) wide
- STIC control system with lockout
- Sun visor, front
- Tinted glass
- Transmission gear (indicator)
- Vital Information Management System (VIMS)
 - Graphical information display
 - External data port
 - Customizable operator profiles
- AccuGrade mapping (ready)
- Wet-arm wipers/washers (front and rear)
- Intermittent wipers (front and rear)

GUARDS

- Guards, axle (front and rear)
- Guard, cab window
- Guard, driveshaft
- Guards, crankcase and power train, hydraulically powered
- Striker bars

FLUIDS

- Antifreeze, premixed 50% concentration extended life (–34° C/–29° F)

OTHER STANDARD EQUIPMENT

- Demand fan/swing out (hydraulic reversible)
- Doors, service access (locking)
- Ecology drains for engine, radiator, transmission, hydraulic tank
- Emergency platform egress
- Engine, crankcase, 500 hour interval with CJ-4 oil
- Engine idle management features
 - Auto idle kickdown
 - Delayed engine shutdown
 - Engine idle shutdown
- Fire suppression ready
- Fuel tank, 782 L (207 gal)
- Hitch, drawbar with pin
- Hoses, Cat XT
- Hydraulic, engine, and transmission oil coolers
- Total hydraulic filtration system
- Oil sampling valves
- Oil change system, high speed
- Steering, load sensing
- Stairway, left and right rear access
- Vandalism protection caplocks
- Venturi stack
- Fold down exhaust stack for shipping

Standard Attachments

Standard attachments may vary. Consult your Cat dealer for details.

- VIMS/Product Link
 - GSM, satellite
- Engine
 - Sound suppression
- Precleaner – cab
 - Standard or powered
- Window
 - Standard bonded or rubber-mounted glass
- Horn
 - Standard or trumpet
- Stairs
 - Fixed or swingout
- Striker bar with cleaner fingers
- Blades
 - Straight, Semi-U, U
- Wheels
 - Various tip and wheel arrangements
 - Paddle and Plus (combination)
 - Paddle
 - Plus
 - Chopper (U.S. EPA Tier 3/ EU Stage IIIA equivalent)
 - Omission
- Precleaner – engine
 - Turbine or dual stage

826K Optional Equipment

Optional Equipment

Optional equipment may vary. Some options may be included/excluded in arrangement packages. Consult your Cat dealer for details.

ELECTRICAL

- Camera, rear vision

OPERATOR ENVIRONMENT

- Radio (includes AM/FM, MP3, Bluetooth, hands free microphone)

GUARDS

- Guard – rear

STARTING AIDS

- Heater, engine coolant, 120V
- Heater, engine coolant, 240V

MISCELLANEOUS

- Film (ANSI) (HRC)
- EU certification (HRC)
- Plate – year of manufacture (LRC)

For more complete information on Cat products, dealer services, and industry solutions, visit us on the web at www.cat.com

© 2014 Caterpillar
All rights reserved

Materials and specifications are subject to change without notice. Featured machines in photos may include additional equipment. See your Cat dealer for available options.

CAT, CATERPILLAR, SAFETY.CAT.COM, their respective logos, "Caterpillar Yellow" and the "Power Edge" trade dress, as well as corporate and product identity used herein, are trademarks of Caterpillar and may not be used without permission.

VisionLink is a trademark of Trimble Navigation Limited, registered in the United States and in other countries.

AEHQ7238-01 (12-2014)
Replaces AEHQ7238

